



**TREND**  
M I C R O™

TippingPoint™

# TippingPoint Operating System MIBs Guide

Version 3.9.4

5998-1407  
January 2019

## **Privacy and Personal Data Collection Disclosure**

Certain features available in Trend Micro products collect and send feedback regarding product usage and detection information to Trend Micro. Some of this data is considered personal in certain jurisdictions and under certain regulations. If you do not want Trend Micro to collect personal data, you must ensure that you disable the related features.

The following link outlines the types of data that the Security Management System collects and provides detailed instructions on how to disable the specific features that feedback the information.

<https://success.trendmicro.com/data-collection-disclosure>

Data collected by Trend Micro is subject to the conditions stated in the Trend Micro Privacy Policy:

[https://www.trendmicro.com/en\\_us/about/legal/privacy-policy-product.html](https://www.trendmicro.com/en_us/about/legal/privacy-policy-product.html)

## **Legal Notice**

© Copyright 2019 Trend Micro Incorporated. All rights reserved.

Trend Micro, the Trend Micro t-ball logo, TippingPoint, and Digital Vaccine are trademarks or registered trademarks of Trend Micro Incorporated. All other product or company names may be trademarks or registered trademarks of their owners.

Publication: January 2019

# NMS and MIBs

This topic describes how to configure the TippingPoint system for management by Network Management Systems (NMS), a common term for SNMP management systems.



**Note**

The MIB files are available in a .zip file and can be downloaded from the Trend Micro Online Help Center (<http://docs.trendmicro.com/en-us/home.aspx>).

## Enabling NMS Communication

Before you begin, you must enable NMS communication on the IPS. In the Command Line Interface (CLI), use the `conf t nms` command to configure the SNMP trap port number (default 162), and the community string. After you have entered this information, your NMS can manage TippingPoint IPS devices. For detailed information about the `conf t nms` command, refer to the *IPS Command Line Interface Reference*.

If the IPS does not permit you to configure the NMS settings, the device might be under SMS management. Use the `conf t no sms` command to disable SMS management before continuing.

## SNMP walks and NMS applications

NMS applications require a minimum timeout value of 2 seconds in order to perform top-level MIB walks on the TippingPoint enterprise MIBs. A correct timeout setting enables the successful completion of the walk of all the MIBs. For instructions on setting this value, refer to your NMS application documentation.

## Using the IPS MIBs

This topic describes the MIB files available for the IPS. You can download a .zip file containing the complete MIB files from the Trend Micro Online Help Center (<http://docs.trendmicro.com/en-us/home.aspx>).

## TIPPINGPOINT-REG-MIB

Defines the object identifier (OID) sub-tree assigned to TippingPoint by the Internet Assigned Numbers Agency (IANA), as well as sub-trees for registered modules, object and event definitions, agent profiles, management application requirements, and experimental definitions.



**Note**

This MIB file must be loaded before you load any other TippingPoint MIB files.

OBJECT	OID	DESCRIPTION
tpt-reg*	1.3.6.1.4.1.10734.1	Sub-tree for the registered modules.
tpt-generic*	1.3.6.1.4.1.10734.2	Sub-tree for common object and event definitions.
tpt-products	1.3.6.1.4.1.10734.3	Sub-tree for specific object and event definitions.
tpt-caps*	1.3.6.1.4.1.10734.4	Sub-tree for agent profiles.

OBJECT	OID	DESCRIPTION
tpt-reqs*	1.3.6.1.4.1.10734.5	Sub-tree for management application requirements.
tpt-expr*	1.3.6.1.4.1.10734.6	Sub-tree for experimental definitions.
*These objects are not supported in this release.		

## TPT-BAY

Used to define the status and configuration of the module slots on NX Series and TX Series devices.

OBJECT	OID	DESCRIPTION
tpt-slot-objs	1.3.6.1.4.1.10734.3.3.2.17	Slot information.
slotTempTable	1.3.6.1.4.1.10734.3.3.2.17.1	A list of the slots on the device.
slotTempEntry	1.3.6.1.4.1.10734.3.3.2.17.1.1	An entry in the slot table. Rows cannot be added or deleted.
slotTempIndex	1.3.6.1.4.1.10734.3.3.2.17.1.1.1	The index number of the slot.
slotName	1.3.6.1.4.1.10734.3.3.2.17.1.1.2	The name of the slot.
slotModuleName	1.3.6.1.4.1.10734.3.3.2.17.1.1.3	String description of the type of module in the slot.
slotStatus	1.3.6.1.4.1.10734.3.3.2.17.1.1.4	The slot status. 0: Empty; no module is currently installed.  1: Active; a module is present in the slot and active.  2: Error. The module might have failed to initialize, or the configured module type might not match the module currently inserted in the slot.
slotModuleSerialNum	1.3.6.1.4.1.10734.3.3.2.17.1.1.5	The serial number of the module currently installed in the slot.

OBJECT	OID	DESCRIPTION
slotModuleType	1.3.6.1.4.1.10734.3.3.2.17.1.1.6	The module type currently installed in the slot. type-12-port-1g-copper(1) type-12-port-1g-sfp(2) type-8-port-10g-sfp(3) type-2-port-40g-qsfp(4) type-6100(5) type-5100(6) type-2500(7) type-1400(8) type-660(9) type-330(10) type-110(11) type-10(12) type-empty(13) type-8-port-1g-copper-bypass(14) type-4-port-1g-sfp-sr-bypass(15) type-4-port-1g-sfp-lr-bypass(16) type-4-port-10g-sfp-sr-bypass(17) type-4-port-10g-sfp-lr-bypass(18) type2Port40gQsfpBypass(19) type440T(20) type2200T(21) typeVSA(22)
tptSlotDeviceID	1.3.6.1.4.1.10734.3.3.3.1.281	The unique identifier of the device that is sending the notification.
tptSlotID	1.3.6.1.4.1.10734.3.3.3.1.282	The index number of the slot that is sending the notification.
tptSlotEvent	1.3.6.1.4.1.10734.3.3.3.1.283	The status of the slot. 0: A module has been inserted. 1: A module has been removed. 2: Error. The module might have failed to initialize, or the configured module type might not match the module currently inserted in the slot.
tptSlotChangeNotify	1.3.6.1.4.1.10734.3.3.3.0.54	A notification of activity on the slot.

## TPT-COMPACT-FLASH

Defines the status and operating mode of the external storage card.

OBJECT	OID	DESCRIPTION
tpt-compact-flash	1.3.6.1.4.1.10734.3.3.2.14	Sub-tree for all external storage card information.
compactFlashPresent	1.3.6.1.4.1.10734.3.3.2.14.1	Indicates card presence. <ul style="list-style-type: none"> <li>0: absent</li> <li>1: present</li> </ul>
compactFlashMounted	1.3.6.1.4.1.10734.3.3.2.14.2	Indicates card mount status. <ul style="list-style-type: none"> <li>0: unmounted</li> <li>1: mounted</li> </ul>
compactFlashFormatted	1.3.6.1.4.1.10734.3.3.2.14.3	Indicates card format status. <ul style="list-style-type: none"> <li>0: formatted</li> <li>1: unformatted</li> </ul>
compactFlashOperationMode	1.3.6.1.4.1.10734.3.3.2.14.4	Indicates card operation mode. <ul style="list-style-type: none"> <li>0: secure mode—requires authentication</li> <li>1: auto-mount enabled— cards are automatically mounted when inserted</li> </ul>
vendorInformation	1.3.6.1.4.1.10734.3.3.2.14.5	Sub-tree of external storage card informational details.
serialNumber	1.3.6.1.4.1.10734.3.3.2.14.5.1	Card serial number.
model	1.3.6.1.4.1.10734.3.3.2.14.5.2	Card model name.
capacity	1.3.6.1.4.1.10734.3.3.2.14.5.3	Card capacity.
revision	1.3.6.1.4.1.10734.3.3.2.14.5.4	Card firmware revision.
tptCompactFlashDeviceID	1.3.6.1.4.1.10734.3.3.3.1.261	Indicates the unique identifier of the device sending this notification.
tptCompactFlashDeviceStatus	1.3.6.1.4.1.10734.3.3.3.1.262	Compact flash status notification.
tptCFInsertedNotify	1.3.6.1.4.1.10734.3.3.3.0.51	Notification: Compact Flash was inserted on this device.
tptCFEjectedNotify	1.3.6.1.4.1.10734.3.3.3.0.52	Notification: Compact flash was ejected on this device.

## TPT-DDOS

Defines the conditions and actions for DDoS and SYN Proxy.

### SYN proxy filter statistics

The following variables apply to SYN proxy filter statistics.

## Rejected SYNs

OBJECT	OID	DESCRIPTION
rejectSynHistSecondsTable	1.3.6.1.4.1.10734.3.3.2.9.5	Historical (sampled) data every second for a minute.
rejectSynHistSecondsEntry	1.3.6.1.4.1.10734.3.3.2.9.5.1	An entry in the rejected SYNs per second history seconds table. Rows cannot be created or deleted.
rejectSynHistSecondsGlobalID	1.3.6.1.4.1.10734.3.3.2.9.5.1.1	The global identifier of a DDoS filter group.
rejectSynHistSecondsIndex	1.3.6.1.4.1.10734.3.3.2.9.5.1.2	The index (0–59) of the second.
rejectSynHistSecondsUnitCount	1.3.6.1.4.1.10734.3.3.2.9.5.1.3	The count of filter-specific units matching the criteria for this filter in the specified second.
rejectSynHistSecondsTimestamp	1.3.6.1.4.1.10734.3.3.2.9.5.1.4	The time SecondsUnitCount was updated (in seconds since January 1, 1970).
rejectSynHistMinutesTable	1.3.6.1.4.1.10734.3.3.2.9.6	Historical (sampled) data every minute for an hour.
rejectSynHistMinutesEntry	1.3.6.1.4.1.10734.3.3.2.9.6.1	An entry in the rejected SYNs per minute history seconds table. Rows cannot be created or deleted.
rejectSynHistMinutesGlobalID	1.3.6.1.4.1.10734.3.3.2.9.6.1.1	The global identifier of a DDoS filter group.
rejectSynHistMinutesIndex	1.3.6.1.4.1.10734.3.3.2.9.6.1.2	The index (0–59) of the minute.
rejectSynHistMinutesUnitCount	1.3.6.1.4.1.10734.3.3.2.9.6.1.3	The average of the SecondsUnitCount values corresponding to this minute.
rejectSynHistMinutesTimestamp	1.3.6.1.4.1.10734.3.3.2.9.6.1.4	The time MinutesUnitCount was updated (in seconds since January 1, 1970).
rejectSynHistHoursTable	1.3.6.1.4.1.10734.3.3.2.9.7	Historical (sampled) data every hour for a day.
rejectSynHistHoursEntry	1.3.6.1.4.1.10734.3.3.2.9.7.1	An entry in the rejected SYNs per hours history seconds table. Rows cannot be created or deleted.
rejectSynHistHoursGlobalID	1.3.6.1.4.1.10734.3.3.2.9.7.1.1	The global identifier of a DDoS filter group.
rejectSynHistHoursIndex	1.3.6.1.4.1.10734.3.3.2.9.7.1.2	The index (0–23) of the hour.
rejectSynHistHoursUnitCount	1.3.6.1.4.1.10734.3.3.2.9.7.1.3	The average of the MinutesUnitCount values corresponding to this hour.
rejectSynHistHoursTimestamp	1.3.6.1.4.1.10734.3.3.2.9.7.1.4	The time HoursUnitCount was updated (in seconds since January 1, 1970).
rejectSynHistDaysTable	1.3.6.1.4.1.10734.3.3.2.9.8	Historical (sampled) data every day for 35 days.
rejectSynHistDaysEntry	1.3.6.1.4.1.10734.3.3.2.9.8.1	An entry in the rejected SYNs per days history seconds table. Rows cannot be created or deleted.

OBJECT	OID	DESCRIPTION
rejectSynHistDaysGlobalID	1.3.6.1.4.1.10734.3.3.2.9.8.1.1	The global identifier of a DDoS filter group.
rejectSynHistDaysIndex	1.3.6.1.4.1.10734.3.3.2.9.8.1.2	The index (0–34) of the day.
rejectSynHistDaysUnitCount	1.3.6.1.4.1.10734.3.3.2.9.8.1.3	The average of the HoursUnitCount values corresponding to this day.
rejectSynHistDaysTimestamp	1.3.6.1.4.1.10734.3.3.2.9.8.1.4	The time DaysUnitCount was updated (in seconds since January 1, 1970).

### Proxied connections

OBJECT	OID	DESCRIPTION
proxyConnHistSecondsTable	1.3.6.1.4.1.10734.3.3.2.9.9	Historical (sampled) data every second for a minute.
proxyConnHistSecondsEntry	1.3.6.1.4.1.10734.3.3.2.9.9.1	An entry in the proxied connections per second history seconds table. Rows cannot be created or deleted.
proxyConnHistSecondsGlobalID	1.3.6.1.4.1.10734.3.3.2.9.9.1.1	The global identifier of a DDoS filter group.
proxyConnHistSecondsIndex	1.3.6.1.4.1.10734.3.3.2.9.9.1.2	The index (0–59) of the second.
proxyConnHistSecondsUnitCount	1.3.6.1.4.1.10734.3.3.2.9.9.1.3	The count of filter-specific units matching the criteria for this filter in the specified second.
proxyConnHistSecondsTimestamp	1.3.6.1.4.1.10734.3.3.2.9.9.1.4	The time SecondsUnitCount was updated (in seconds since January 1, 1970).
proxyConnHistMinutesTable	1.3.6.1.4.1.10734.3.3.2.9.10	Historical (sampled) data every minute for an hour.
proxyConnHistMinutesEntry	1.3.6.1.4.1.10734.3.3.2.9.10.1	An entry in the proxied connections per minute history seconds table. Rows cannot be created or deleted.
proxyConnHistMinutesGlobalID	1.3.6.1.4.1.10734.3.3.2.9.10.1.1	The global identifier of a DDoS filter group.
proxyConnHistMinutesIndex	1.3.6.1.4.1.10734.3.3.2.9.10.1.2	The index (0–59) of the minute.
proxyConnHistMinutesUnitCount	1.3.6.1.4.1.10734.3.3.2.9.10.1.3	The average of the SecondsUnitCount values corresponding to this minute.
proxyConnHistMinutesTimestamp	1.3.6.1.4.1.10734.3.3.2.9.10.1.4	The time MinutesUnitCount was updated (in seconds since January 1, 1970).
proxyConnHistHoursTable	1.3.6.1.4.1.10734.3.3.2.9.11	Historical (sampled) data every hour for a day.
proxyConnHistHoursEntry	1.3.6.1.4.1.10734.3.3.2.9.11.1	An entry in the proxied connections per hours history seconds table. Rows cannot be created or deleted.
proxyConnHistHoursGlobalID	1.3.6.1.4.1.10734.3.3.2.9.11.1.1	The global identifier of a DDoS filter group.



OBJECT	OID	DESCRIPTION
proxyConnHistHoursIndex	1.3.6.1.4.1.10734.3.3.2.9.11.1.2	The index (0–23) of the hour.
proxyConnHistHoursUnitCount	1.3.6.1.4.1.10734.3.3.2.9.11.1.3	The average of the MinutesUnitCount values corresponding to this hour.
proxyConnHistHoursTimestamp	1.3.6.1.4.1.10734.3.3.2.9.11.1.4	The time HoursUnitCount was updated (in seconds since January 1, 1970).
proxyConnHistDaysTable	1.3.6.1.4.1.10734.3.3.2.9.12	Historical (sampled) data every day for 35 days.
proxyConnHistDaysEntry	1.3.6.1.4.1.10734.3.3.2.9.12.1	An entry in the proxied connections per days history seconds table. Rows cannot be created or deleted.
proxyConnHistDaysGlobalID	1.3.6.1.4.1.10734.3.3.2.9.12.1.1	The global identifier of a DDoS filter group.
proxyConnHistDaysIndex	1.3.6.1.4.1.10734.3.3.2.9.12.1.2	The index (0–34) of the day.
proxyConnHistDaysUnitCount	1.3.6.1.4.1.10734.3.3.2.9.12.1.3	The average of the HoursUnitCount values corresponding to this day.
proxyConnHistDaysTimestamp	1.3.6.1.4.1.10734.3.3.2.9.12.1.4	The time DaysUnitCount was updated (in seconds since January 1, 1970).

## TPT-HEALTH

Indicates the health status of the IPS. Features monitored temperatures, fan speeds, and voltage levels. The TPT-HEALTH MIB includes the following objects.

### Temperature

The Temperature objects monitor the device temperature. Alarms are generated when the temperature at a sensor passes a specified threshold.

OBJECT	OID	DESCRIPTION
healthTempTable	1.3.6.1.4.1.10734.3.3.2.13.1	A table listing the readings at the device temperature sensors.
healthTempEntry	1.3.6.1.4.1.10734.3.3.2.13.1.1	An entry in the temperature table. Rows are predefined and cannot be created or deleted.
healthTempIndex	1.3.6.1.4.1.10734.3.3.2.13.1.1.1	The index number of the entry.
healthTempChannel	1.3.6.1.4.1.10734.3.3.2.13.1.1.2	The location of the temperature sensor. For the N-Platform, this is always at the device center.
healthTempValue	1.3.6.1.4.1.10734.3.3.2.13.1.1.3	The temperature in degrees centigrade.

OBJECT	OID	DESCRIPTION
healthTempSeverity	1.3.6.1.4.1.10734.3.3.2.13.1.1.4	Can be one of the following values: <ul style="list-style-type: none"> <li>• 0: normal</li> <li>• 1: informational note</li> <li>• 2: minor</li> <li>• 3: major</li> <li>• 4: critical</li> </ul>
healthTempThresholdType	1.3.6.1.4.1.10734.3.3.2.13.1.1.5	Determines the application of thresholds. <ul style="list-style-type: none"> <li>• 1: minimum; value should not go below threshold.</li> <li>• 2: range; value should remain with a designated range.</li> <li>• 3: maximum; value should not go above threshold.</li> </ul>
healthTempMajor	1.3.6.1.4.1.10734.3.3.2.13.1.1.6	The major threshold temperature in degrees centigrade.
healthTempCritical	1.3.6.1.4.1.10734.3.3.2.13.1.1.7	The critical threshold temperature in degrees centigrade.

## Fans

The fan objects monitor the fan performance and health.

OBJECT	OID	DESCRIPTION
healthFanTable	1.3.6.1.4.1.10734.3.3.2.13.2	A table listing all fans inside the device.
healthFanEntry	1.3.6.1.4.1.10734.3.3.2.13.2.1	An entry in the fans table. Rows are predefined and cannot be created or deleted.
healthFanIndex	1.3.6.1.4.1.10734.3.3.2.13.2.1.1	The index number of the entry.
healthFanChannel	1.3.6.1.4.1.10734.3.3.2.13.2.1.2	A string identifying the fan.
healthFanValue	1.3.6.1.4.1.10734.3.3.2.13.2.1.3	The speed of the fan in RPM.
healthFanSeverity	1.3.6.1.4.1.10734.3.3.2.13.2.1.4	Can be one of the following values: <ul style="list-style-type: none"> <li>• 0: normal</li> <li>• 1: informational note</li> <li>• 2: minor</li> <li>• 3: major</li> <li>• 4: critical</li> </ul>

OBJECT	OID	DESCRIPTION
healthFanThresholdType	1.3.6.1.4.1.10734.3.3.2.13.2.1.5	Determines the application of thresholds. <ul style="list-style-type: none"> <li>1: minimum; value should not go below threshold.</li> <li>2: range; value should remain with a designated range.</li> <li>3: maximum; value should not go above threshold.</li> </ul>
healthFanMajor	1.3.6.1.4.1.10734.3.3.2.13.2.1.6	The major threshold speed in RPM.
healthFanCritical	1.3.6.1.4.1.10734.3.3.2.13.2.1.7	The critical threshold speed in RPM.

## Voltage

The voltage objects monitor the voltage levels at various locations within the device.

OBJECT	OID	DESCRIPTION
healthVoltageTable	1.3.6.1.4.1.10734.3.3.2.13.3	A table listing all voltages at various locations inside the device.
healthVoltageEntry	1.3.6.1.4.1.10734.3.3.2.13.3.1	An entry in the voltage table. Rows are predefined and cannot be created or deleted.
healthVoltageIndex	1.3.6.1.4.1.10734.3.3.2.13.3.1.1	The index number of the entry.
healthVoltageChannel	1.3.6.1.4.1.10734.3.3.2.13.3.1.2	The location of the voltage sensor.
healthVoltageValue	1.3.6.1.4.1.10734.3.3.2.13.3.1.3	The voltage reading in millivolts.
healthVoltageSeverity	1.3.6.1.4.1.10734.3.3.2.13.3.1.4	Can be one of the following values: <ul style="list-style-type: none"> <li>0: normal</li> <li>1: informational note</li> <li>2: minor</li> <li>3: major</li> <li>4: critical</li> </ul>
healthVoltageThresholdType	1.3.6.1.4.1.10734.3.3.2.13.3.1.5	Determines the application of thresholds. <ul style="list-style-type: none"> <li>1: minimum; value should not go below threshold.</li> <li>2: range; value should remain with a designated range.</li> <li>3: maximum; value should not go above threshold.</li> </ul>
healthVoltageMajor	1.3.6.1.4.1.10734.3.3.2.13.3.1.6	The major threshold delta above or below the nominal voltage value, in millivolts.

OBJECT	OID	DESCRIPTION
healthVoltageCritical	1.3.6.1.4.1.10734.3.3.2.13.3.1.7	The critical threshold delta above or below the nominal voltage value, in millivolts.
healthVoltageNominal	1.3.6.1.4.1.10734.3.3.2.13.3.1.8	The optimal voltage value at this sensor location.

## I2C

The I2C objects monitor the I2C bus timeouts.

OBJECT	OID	DESCRIPTION
healthI2CTable	1.3.6.1.4.1.10734.3.3.2.13.4	A table listing all I2C bus timeouts.
healthI2CEntry	1.3.6.1.4.1.10734.3.3.2.13.4.1	An entry in the I2C table. Rows are predefined and cannot be created or deleted.
healthI2CIndex	1.3.6.1.4.1.10734.3.3.2.13.4.1.1	The index number of the entry.
healthI2CChannel	1.3.6.1.4.1.10734.3.3.2.13.4.1.2	Description of the I2C bus.
healthI2CValue	1.3.6.1.4.1.10734.3.3.2.13.4.1.3	The number of timeouts on this I2C bus since the device was booted.
healthI2CSeverity	1.3.6.1.4.1.10734.3.3.2.13.4.1.4	Indicates whether the number of I2C bus timeouts is acceptable or excessive. Can be one of the following values: <ul style="list-style-type: none"> <li>• 0: normal</li> <li>• 1: informational note</li> <li>• 2: minor</li> <li>• 3: major</li> <li>• 4: critical</li> </ul>
healthI2CThresholdType	1.3.6.1.4.1.10734.3.3.2.13.4.1.5	Determines the application of thresholds. <ul style="list-style-type: none"> <li>• 1: minimum; value should not go below threshold.</li> <li>• 2: range; value should remain with a designated range.</li> <li>• 3: maximum; value should not go above threshold.</li> </ul>
healthI2CMajor	1.3.6.1.4.1.10734.3.3.2.13.4.1.6	The major threshold number of I2C bus timeouts.
healthI2CCritical	1.3.6.1.4.1.10734.3.3.2.13.4.1.7	The critical threshold number of I2C bus timeouts.

## TPT-HIGH-AVAIL

Defines the conditions and actions for Intrinsic Network HA, Transparent Network HA, and Zero-Power HA, and also offers information about the current fault state of the device.

OBJECT	OID	DESCRIPTION
highAvailTimeStamp	1.3.6.1.4.1.10734.3.3.2.6.1	The last transition of the fault state in seconds since January 1, 1970. The value is zero if the fault state has not changed since the last reboot.
highAvailFaultState	1.3.6.1.4.1.10734.3.3.2.6.2	The current fault state of the device: <ul style="list-style-type: none"> <li>0: normal</li> <li>1: fallback</li> </ul>
highAvailFaultCause	1.3.6.1.4.1.10734.3.3.2.6.3	The reason for the current fault state: <ul style="list-style-type: none"> <li>0: none</li> <li>1: suspended task</li> <li>2: out of memory</li> <li>3: hardware breaking point</li> <li>4: TSE failure</li> <li>5: watchdog timeout</li> <li>6: user reset</li> <li>7: user-initiated fallback</li> <li>8: threshold failure</li> <li>9: software watchdog timeout</li> <li>10: OAM fault</li> <li>11: hard disk disabled</li> </ul>
highAvailThresholdEnabled	1.3.6.1.4.1.10734.3.3.2.6.4	The current Layer-2 Fallback (L2FB) threshold-enabled setting for the device.
highAvailThresholdPercent	1.3.6.1.4.1.10734.3.3.2.6.5	If the fallback threshold is enabled, the percent packet loss at which the device is configured to enter L2FB.
highAvailEnabled	1.3.6.1.4.1.10734.3.3.2.6.6	Indicates whether intrinsic network HA has been enabled.
highAvailTransparentState	1.3.6.1.4.1.10734.3.3.2.6.7	State of the connection to the device's transparent HA partner: <ul style="list-style-type: none"> <li>0: not connected</li> <li>1: unresponsive</li> <li>2: connected</li> </ul>
highAvailTransparentEnabled	1.3.6.1.4.1.10734.3.3.2.6.8	Indicates whether transparent HA has been enabled.
highAvailTransparentPartner	1.3.6.1.4.1.10734.3.3.2.6.9	Network address of the device's transparent HA partner.
highAvailZeroPowerState	1.3.6.1.4.1.10734.3.3.2.6.10	The current ZPHA state.
highAvailZeroPowerQuantity	1.3.6.1.4.1.10734.3.3.2.6.11	The number of segments with ZPHA modules.
highAvailZeroPowerTable	1.3.6.1.4.1.10734.3.3.2.6.12	Table of segments with ZPHA modules.

OBJECT	OID	DESCRIPTION
highAvailZeroPowerEntry	1.3.6.1.4.1.10734.3.3.2.6.12.1	An entry in the ZPHA table.
highAvailZeroPowerIndex	1.3.6.1.4.1.10734.3.3.2.6.12.1.1	The index number of the entry.
highAvailZeroPowerSegment	1.3.6.1.4.1.10734.3.3.2.6.12.1.2	The name of the segment on which ZPHA is enabled.
highAvailZeroPowerActive	1.3.6.1.4.1.10734.3.3.2.6.12.1.3	The current ZPHA state of the segment: <ul style="list-style-type: none"> <li>0: normal, ZPHA inactive</li> <li>1: IPS bypass, ZPHA active</li> </ul>
highAvailZeroPowerAction	1.3.6.1.4.1.10734.3.3.2.6.12.1.4	The action taken when ZPHA is active: <ul style="list-style-type: none"> <li>0: unknown</li> <li>1: normal</li> <li>2: bypass</li> </ul>
highAvailZeroPowerMode	1.3.6.1.4.1.10734.3.3.2.6.12.1.5	The fiber mode of this ZPHA: <ul style="list-style-type: none"> <li>0: unknown</li> <li>2: single</li> <li>3: multi</li> </ul>
highAvailZeroPowerPresence	1.3.6.1.4.1.10734.3.3.2.6.13	Indicates ZPHA presence: <ul style="list-style-type: none"> <li>0: present</li> <li>1: absent</li> </ul>

The following notifications and SNMP traps apply to Intrinsic Network HA.

OBJECT	OID	DESCRIPTION
tptlhaNotifyDeviceID	1.3.6.1.4.1.10734.3.3.3.1.81	The unique identifier of the device sending the notification.
tptlhaNotifyTimeStamp	1.3.6.1.4.1.10734.3.3.3.1.82	The timestamp of the notification in seconds since January 1, 1970.
tptlhaNotifyFaultState	1.3.6.1.4.1.10734.3.3.3.1.83	The current fault state of the device: <ul style="list-style-type: none"> <li>0: normal</li> <li>1: fallback</li> </ul>

OBJECT	OID	DESCRIPTION
tptIhaNotifyFaultCause	1.3.6.1.4.1.10734.3.3.3.1.84	The reason for the current fault state: <ul style="list-style-type: none"> <li>• 0: none</li> <li>• 1: suspended task</li> <li>• 2: out of memory</li> <li>• 3: hardware breaking point</li> <li>• 4: TSE failure</li> <li>• 5: watchdog timeout</li> <li>• 6: user reset</li> <li>• 7: user-initiated fallback</li> <li>• 8: threshold failure</li> <li>• 9: software watchdog timeout</li> <li>• 10: OAM fault</li> <li>• 11: hard disk disabled</li> </ul>
tptIhaNotify	1.3.6.1.4.1.10734.3.3.3.0.15	The notification object that informs the management station of changes in the intrinsic HA fault state of the device.

The following notifications and SNMP traps apply to Transparent Network HA.

OBJECT	OID	DESCRIPTION
tptTrhaNotifyDeviceID	1.3.6.1.4.1.10734.3.3.3.1.86	The unique identifier of the device sending the notification.
tptTrhaNotifyTimeStamp	1.3.6.1.4.1.10734.3.3.3.1.87	The timestamp of the notification in seconds since January 1, 1970.
tptTrhaNotifyNewState	1.3.6.1.4.1.10734.3.3.3.1.88	State of the connection to the device's transparent HA partner: <ul style="list-style-type: none"> <li>• 0: not connected</li> <li>• 1: unresponsive</li> <li>• 2: connected</li> </ul>
tptTrhaNotify	1.3.6.1.4.1.10734.3.3.3.0.18	The notification object that informs the management station of changes in the transparent HA state of the device.

The following notifications and SNMP traps apply to Zero-Power HA (ZPHA).

OBJECT	OID	DESCRIPTION
tptZphaNotifyDeviceID	1.3.6.1.4.1.10734.3.3.3.1.161	The unique identifier of the device sending the notification.
tptZphaNotifyTimeStamp	1.3.6.1.4.1.10734.3.3.3.1.162	The timestamp of the notification in seconds since January 1, 1970.
tptZphaNotifySegmentName	1.3.6.1.4.1.10734.3.3.3.1.163	The name of the segment on which ZPHA is enabled.

OBJECT	OID	DESCRIPTION
tptZphaNotifyNewState	1.3.6.1.4.1.10734.3.3.3.1.164	The current ZPHA state of the segment: <ul style="list-style-type: none"> <li>• 0: normal, ZPHA inactive</li> <li>• 1: IPS bypass, ZPHA active</li> </ul>
tptZphaNotify	1.3.6.1.4.1.10734.3.3.3.0.24	The notification object that informs the management station of changes in the ZPHA state of the device.

The following notifications and SNMP traps apply to changes in the Performance Protection state.

OBJECT	OID	DESCRIPTION
tptPerfProtNotifyDeviceID	1.3.6.1.4.1.10734.3.3.3.1.141	The unique identifier of the device sending the notification.
tptPerfProtNotifyTimeStamps	1.3.6.1.4.1.10734.3.3.3.1.142	The timestamp of the notification in seconds since January 1, 1970.
tptPerfProtNotifyPhase	1.3.6.1.4.1.10734.3.3.3.1.143	Indicates the current performance protection mode: <ul style="list-style-type: none"> <li>• 1: entering</li> <li>• 2: continuing</li> <li>• 3: exiting</li> </ul>
tptPerfProtNotifyPacketLoss	1.3.6.1.4.1.10734.3.3.3.1.144	The current packet loss rate per thousand. When exiting performance protection mode, the value will always be 0 (zero).
tptPerfProtNotifyLossThreshold	1.3.6.1.4.1.10734.3.3.3.1.145	The current packet loss threshold per thousand.
tptPerfProtNotifyDuration	1.3.6.1.4.1.10734.3.3.3.1.146	The number of seconds that performance protection will be active.
tptPerfProtNotifyMissedAlerts	1.3.6.1.4.1.10734.3.3.3.1.147	The number of alerts missed during the performance protection period. When exiting performance protection mode, the value will always be 0 (zero).
tptPerfProtNotify	1.3.6.1.4.1.10734.3.3.3.0.21	The notification object that informs the management station of changes in the performance protection mode of the device.

## TPT-HOST

Defines the IPS host information, the default gateway address, and indicates whether the device is currently configured for service access.

OBJECT	OID	DESCRIPTION
hostIpTable	1.3.6.1.4.1.10734.3.3.2.12.1	Table of IP addresses on the device and their attributes.



OBJECT	OID	DESCRIPTION
hostIpEntry	1.3.6.1.4.1.10734.3.3.2.12.1.1	An entry in the host IP address table. Rows cannot be added or deleted.
hostIpIndex	1.3.6.1.4.1.10734.3.3.2.12.1.1.1	The index number of the entry.
hostIpAddress	1.3.6.1.4.1.10734.3.3.2.12.1.1.2	IP address in CIDR format.
hostIpType	1.3.6.1.4.1.10734.3.3.2.12.1.1.3	Indicates whether the address is IPv4 or IPv6 and how it was configured. <ul style="list-style-type: none"> <li>• 1: IPv4</li> <li>• 2: IPv6, user-configured</li> <li>• 3: IPv6, locally configured</li> <li>• 4: IPv6, automatically configured</li> </ul>
hostIpActive	1.3.6.1.4.1.10734.3.3.2.12.1.1.4	Whether the address is active. 0: inactive 1: active
hostIPv4Gateway	1.3.6.1.4.1.10734.3.3.2.12.2	The IPv4 default gateway.
hostIPv6Gateway	1.3.6.1.4.1.10734.3.3.2.12.3	The IPv6 default gateway. <ul style="list-style-type: none"> <li>• 0: disabled</li> <li>• 1: enabled</li> </ul>
hostIPv6Enabled	1.3.6.1.4.1.10734.3.3.2.12.5	Indicates whether IPv6 is enabled on the device. <ul style="list-style-type: none"> <li>• 0: disabled</li> <li>• 1: enabled</li> </ul>
hostIPv6AutoConfig	1.3.6.1.4.1.10734.3.3.2.12.5	Indicates whether IPv6 automatic configuration is enabled on the device.
hostFipsCfgMode	1.3.6.1.4.1.10734.3.3.2.12.6	Indicates the FIPS mode that is enabled on the device. <ul style="list-style-type: none"> <li>• 0: disabled</li> <li>• 1: crypto</li> <li>• 2: full</li> </ul>
hostFipsMode	1.3.6.1.4.1.10734.3.3.2.12.7	The currently active FIPS mode. <ul style="list-style-type: none"> <li>• 0: disabled</li> <li>• 1: crypto</li> <li>• 2: full</li> </ul>
hostSSLCert	1.3.6.1.4.1.10734.3.3.2.12.8	The currently active SSL cert. <ul style="list-style-type: none"> <li>• 0: none</li> <li>• 1: temporary</li> <li>• 2: authorized</li> </ul>
hostInitState	1.3.6.1.4.1.10734.3.3.2.12.9	The current host initialization state. <ul style="list-style-type: none"> <li>• 0: in progress</li> <li>• 1: complete</li> </ul>

## TPT-LICENSE

Support for TippingPoint license packages, including TOS, Digital Vaccine, Reputation DV, and other services.

OBJECT	OID	DESCRIPTION
licenseTable	1.3.6.1.4.1.10734.3.3.2.15.1	Table of licensed features.
licenseEntry	1.3.6.1.4.1.10734.3.3.2.15.1.1	An entry in the licensed features table. Rows cannot be added or deleted.
licenseEntryIndex	1.3.6.1.4.1.10734.3.3.2.15.1.1.1	The index number of the entry.
licenseEntryFeature	1.3.6.1.4.1.10734.3.3.2.15.1.1.2	The name of the licensed feature.
licenseEntryStatus	1.3.6.1.4.1.10734.3.3.2.15.1.1.3	Status of the licensed feature: <ul style="list-style-type: none"> <li>• 0: informational message</li> <li>• 1: license valid</li> <li>• 2: warning</li> <li>• 3: error</li> </ul>
licenseEntryAction	1.3.6.1.4.1.10734.3.3.2.15.1.1.4	Action to take for the licensed feature. <ul style="list-style-type: none"> <li>• 0: allow</li> <li>• 1: deny</li> </ul>
licenseEntryExpiry	1.3.6.1.4.1.10734.3.3.2.15.1.1.5	The date on which this licensed feature will expire.
licenseEntryDetails	1.3.6.1.4.1.10734.3.3.2.15.1.1.6	Any additional information about this licensed feature.

## TPT-MISC-NOTIFY

Notifications and SNMP traps for logs and other features.

This object applies to all notifications.

OBJECT	OID	DESCRIPTION
tptMiscNotifyDeviceID	1.3.6.1.4.1.10734.3.3.3.1.31	The unique identifier of the device sending the notification. This is the first payload parameter for all notifications in the TPT-MISC-NOTIFY module.

The following notifications and SNMP traps communicate with the management station.

OBJECT	OID	DESCRIPTION
tptManagedNotify	1.3.6.1.4.1.10734.3.3.3.0.9	Informs the management station that the device is now being managed by that station.
tptUnmanagedNotify	1.3.6.1.4.1.10734.3.3.3.0.10	Informs the management station that the device is no longer being managed by that station.

## Log file rollover notifications

The following notifications and SNMP traps are generated when the log file rolls over.

OBJECT	OID	DESCRIPTION
tptRolloverNotify	1.3.6.1.4.1.10734.3.3.3.0.11	Informs the management station that a log file has rolled over.
tptRolloverNotifyFileType	1.3.6.1.4.1.10734.3.3.3.1.32	The type of log file that has rolled over. <ul style="list-style-type: none"> <li>• 1: system</li> <li>• 2: alert</li> <li>• 3: block</li> <li>• 4: peer</li> <li>• 5: audit</li> <li>• 6: quarantine</li> </ul>
tptRolloverNotifyMaxFiles	1.3.6.1.4.1.10734.3.3.3.1.33	The maximum number of files maintained for this type of log file.
tptRolloverNotifyNumFiles	1.3.6.1.4.1.10734.3.3.3.1.34	The number of files that have rolled over.
tptRolloverNotifyTime	1.3.6.1.4.1.10734.3.3.3.1.35	The rollover time of most recent file pertaining to this notification, in seconds since January 1, 1970.

## Discovery notifications

The MIB file includes references to Network Discovery Scan.



### Note

This feature is not currently supported on the TippingPoint N-Platform.

OBJECT	OID	DESCRIPTION
tptDiscoveryNotifyScanID	1.3.6.1.4.1.10734.3.3.3.1.42	The unique identifier of the scan pertaining to this notification.
tptDiscoveryNotifySegmentName	1.3.6.1.4.1.10734.3.3.3.1.43	The name of the scanned segment pertaining to this notification.
tptDiscoveryNotifyScanRange	1.3.6.1.4.1.10734.3.3.3.1.44	The network address range requested in the scan pertaining to this notification.
tptDiscoveryNotifyDelta	1.3.6.1.4.1.10734.3.3.3.1.45	An indication of whether discovery results changed from the previous scan. Undefined if this notification signifies the start of a scan.
tptDiscoveryNotifyNewHosts	1.3.6.1.4.1.10734.3.3.3.1.46	The number of new hosts found by this scan (compared to the previous scan). Undefined if this notification signifies the start of a scan.

OBJECT	OID	DESCRIPTION
tptDiscoveryNotifyChanged	1.3.6.1.4.1.10734.3.3.3.1.47	The number of hosts that changed in this scan compared to the previous scan. Undefined if this notification signifies the start of a scan.
tptDiscoveryNotifyUnchanged	1.3.6.1.4.1.10734.3.3.3.1.48	The number of hosts that did not change in this scan compared to the previous scan. Undefined if this notification signifies the start of a scan.
tptDiscoveryNotifyNotFound	1.3.6.1.4.1.10734.3.3.3.1.49	The number of hosts that were not located by this scan but were located by the previous scan. Undefined if this notification signifies the start of a scan.
tptDiscoveryNotifyUnknown	1.3.6.1.4.1.10734.3.3.3.1.50	The number of addresses scanned that did not have a host or previous scan data. Undefined if this notification signifies the start of a scan.
tptDiscoveryNotifyStartTime	1.3.6.1.4.1.10734.3.3.3.1.51	The start time of the scan pertaining to this notification, in seconds since January 1, 1970.
tptDiscoveryNotifyStopTime	1.3.6.1.4.1.10734.3.3.3.1.52	The stop time of the scan pertaining to this notification, in seconds since January 1, 1970. A zero value indicates that this notification starts a scan.
tptDiscoveryNotifyErrorText	1.3.6.1.4.1.10734.3.3.3.1.53	If the current scan terminated abnormally, this string describes the error condition. Otherwise, an empty string.
tptDiscoveryNotifyHostNetAddr	1.3.6.1.4.1.10734.3.3.3.1.54	The network address of the newly discovered host.
tptDiscoveryNotifyHostDeviceID	1.3.6.1.4.1.10734.3.3.3.1.55	The unique identifier of the newly discovered host.
tptDiscoveryNotifySchedID	1.3.6.1.4.1.10734.3.3.3.1.56	This value holds the scheduled scan identifier for a scheduled scan notification. Otherwise, this value is undefined.
tptDiscoveryNotifyStartStop	1.3.6.1.4.1.10734.3.3.3.0.12	Used to inform the management station that a network discovery scan has started or stopped.
tptDiscoveryNotifyNewHost	1.3.6.1.4.1.10734.3.3.3.0.13	Used to inform the management station that a previously unknown host was discovered by a scan.

## System log notifications

The following notifications and SNMP traps are generated when a critical message, error message, or warning is logged in the system log.

OBJECT	OID	DESCRIPTION
tptSystemLogNotify	1.3.6.1.4.1.10734.3.3.3.0.16	The notification that a critical message, error message, or warning has been logged.
tptSystemLogNotifyText	1.3.6.1.4.1.10734.3.3.3.1.92	The text of the message being logged.
tptSystemLogNotifySequence	1.3.6.1.4.1.10734.3.3.3.1.93	The log file entry sequence number corresponding to this notification.
tptSystemLogNotifySeverity	1.3.6.1.4.1.10734.3.3.3.1.94	The severity of the attack: <ul style="list-style-type: none"> <li>1: critical</li> <li>2: error</li> <li>4: warning</li> </ul>
tptSystemLogNotifyTimeSec	1.3.6.1.4.1.10734.3.3.3.1.95	The time that this message was logged, in seconds since January 1, 1970.
tptSystemLogNotifyTimeNano	1.3.6.1.4.1.10734.3.3.3.1.96	The nanoseconds portion of tptSystemLogNotifyTimeSec.

## Quarantine notifications

The following notifications and SNMP traps are generated by quarantine actions.

OBJECT	OID	DESCRIPTION
tptQuarantineNotify	1.3.6.1.4.1.10734.3.3.3.0.20	The notification that indicates that a host has been added to or removed from the quarantine list.
tptQuarantineNotifyHostNetAddr	1.3.6.1.4.1.10734.3.3.3.1.132	The network address of the host being quarantined or removed from the quarantine list.
tptQuarantineNotifyHostNetAddrV6	1.3.6.1.4.1.10734.3.3.3.1.136	The IPv6 network address of the host.
tptQuarantineNotifyReason	1.3.6.1.4.1.10734.3.3.3.1.133	The reason that the host was quarantined. The parameter is undefined if the host was removed.
tptQuarantineNotifySegmentName	1.3.6.1.4.1.10734.3.3.3.1.134	The segment related to the quarantine or removal from the quarantine list.
tptQuarantineNotifyAction	1.3.6.1.4.1.10734.3.3.3.1.135	Whether the host was added to or removed from the quarantine list. <ul style="list-style-type: none"> <li>1: add</li> <li>2: remove</li> </ul>

## Congestion notifications

The following notifications and SNMP traps are generated when congestion thresholds are met.

OBJECT	OID	DESCRIPTION
tptCongestionPacketLoss	1.3.6.1.4.1.10734.3.3.3.1.153	The current packet-loss rate per thousand.
tptCongestionNotifyPhase	1.3.6.1.4.1.10734.3.3.3.1.154	Indicates whether the device is entering, continuing, or exiting congestion threshold mode. <ul style="list-style-type: none"> <li>• 1: entering</li> <li>• 2: continuing</li> <li>• 3: exiting</li> </ul>
tptCongestionThreshold	1.3.6.1.4.1.10734.3.3.3.1.155	The current packet-loss threshold per thousand.
tptTier3CongestionPacketLoss	1.3.6.1.4.1.10734.3.3.3.1.156	The current Tier 3 packet-loss rate per thousand.
tptTier3CongestionNotifyPhase	1.3.6.1.4.1.10734.3.3.3.1.157	Indicates whether the device is entering, continuing, or exiting Tier 3 congestion threshold mode.
tptTier3CongestionThreshold	1.3.6.1.4.1.10734.3.3.3.1.158	The current Tier 3 packet-loss threshold per thousand.
tptCongestionThresholdNotify	1.3.6.1.4.1.10734.3.3.3.0.25	The notification that the device-wide congestion has reached the configured congestion threshold.
tptiTier3CongestionNotify	1.3.6.1.4.1.10734.3.3.3.0.26	The notification that the Tier 3 congestion has reached the configured congestion threshold.

## TPT-MULTIDV

Manages the Multiple Digital Vaccine feature. This feature allows the IPS to manage multiple types of Digital Vaccine packages, if they are currently available from TippingPoint.

### Installed DV objects

OBJECT	OID	DESCRIPTION
installedDVTable	1.3.6.1.4.1.10734.3.3.2.1.10.2.1	Table of installed Digital Vaccine (DV) packages.
installedDVEntry	1.3.6.1.4.1.10734.3.3.2.1.10.2.1.1	An entry in the Installed DV table. Rows cannot be added or removed.
installedDVIndex	1.3.6.1.4.1.10734.3.3.2.1.10.2.1.1.1	The index number of the entry.
installedDVVersion	1.3.6.1.4.1.10734.3.3.2.1.10.2.1.1.2	The installed DV version in string format: <code>major.minor.patch.build</code>
installedDVIsActive	1.3.6.1.4.1.10734.3.3.2.1.10.2.1.1.3	Indicates whether the DV is active. <ul style="list-style-type: none"> <li>• 0: inactive</li> <li>• 1: active</li> </ul>

## Auxiliary DV objects

OBJECT	OID	DESCRIPTION
auxiliaryDVTable	1.3.6.1.4.1.10734.3.3.2.1.10.2.1	Table of auxiliary Digital Vaccine (DV) packages.
auxiliaryDVEntry	1.3.6.1.4.1.10734.3.3.2.1.10.2.1.1	An entry in the Auxiliary DV table. Rows cannot be added or removed.
auxiliaryDVIndex	1.3.6.1.4.1.10734.3.3.2.1.10.2.1.1.1	The index number of the entry.
auxiliaryDVType	1.3.6.1.4.1.10734.3.3.2.1.10.2.1.1.2	The type of the auxiliary DV.
auxiliaryDVName	1.3.6.1.4.1.10734.3.3.2.1.10.2.1.1.3	The name of the auxiliary DV.
auxiliaryDVVersion	1.3.6.1.4.1.10734.3.3.2.1.10.2.1.1.4	The auxiliary DV version number.
auxiliaryDVPackage	1.3.6.1.4.1.10734.3.3.2.1.10.2.1.1.5	The auxiliary DV version in string format: major.minor.patch.build

## TPT-NPSTATS

Lists network processor (NP) tier statistics.

The following objects apply to the NP statistics rules table.

OBJECT	OID	DESCRIPTION
npstatsRulesTable	1.3.6.1.4.1.10734.3.3.2.10.1	A table of network processor statistics, sorted in descending order of the number of flows.
npstatsRulesEntry	1.3.6.1.4.1.10734.3.3.2.10.1.1	An entry in the network processor statistics rules table. Rows cannot be added or deleted.
npstatsRulesRank	1.3.6.1.4.1.10734.3.3.2.10.1.1	The numerical ranking in the table.
npstatsRulesFilter	1.3.6.1.4.1.10734.3.3.2.10.1.2	The filter number.
npstatsRulesFlows	1.3.6.1.4.1.10734.3.3.2.10.1.3	The number of flows that have triggered the filter.
npstatsRulesSuccess	1.3.6.1.4.1.10734.3.3.2.10.1.4	The number of times the filter has been successfully matched.
npstatsRulesTotalPercent	1.3.6.1.4.1.10734.3.3.2.10.1.5	The number of flows that have triggered this filter as a percentage of all flows through the device.
npstatsRulesSuccessPer10K	1.3.6.1.4.1.10734.3.3.2.10.1.6	The number of filter matches for every 10,000 flows triggered.

The following objects apply to the NP tier statistics.

OBJECT	OID	DESCRIPTION
npstatsTiersTable	1.3.6.1.4.1.10734.3.3.2.10.2	A table of network processor statistics, sorted by tier.

OBJECT	OID	DESCRIPTION
npstatsTiersEntry	1.3.6.1.4.1.10734.3.3.2.10.2.1	An entry in the network processor statistics tiers table.
npstatsTierNumber	1.3.6.1.4.1.10734.3.3.2.10.2.1.1	The tier number.
npstatsTiersReceiveMbps	1.3.6.1.4.1.10734.3.3.2.10.2.1.2	The current receive rate on the tier in Mbps.
npstatsTiersTransmitMbps	1.3.6.1.4.1.10734.3.3.2.10.2.1.3	The current transmit rate on the tier in Mbps.
npstatsTiersRxPktsPerSec	1.3.6.1.4.1.10734.3.3.2.10.2.1.4	The current receive rate in packets per second.
npstatsTiersMaxPktsPerSec	1.3.6.1.4.1.10734.3.3.2.10.2.1.5	The maximum receive rate in packets per second.
npstatsTiersAvgBytesPerPkt	1.3.6.1.4.1.10734.3.3.2.10.2.1.6	The average packet size in bytes.
npstatsTiersUtilizationPercent	1.3.6.1.4.1.10734.3.3.2.10.2.1.7	The percent utilization of this tier.
npstatsTiersRatioToNextPer10K	1.3.6.1.4.1.10734.3.3.2.10.2.1.8	The ratio of this tier's throughput to the next per 10,000.
npstatsTiersMaxReceiveMbps	1.3.6.1.4.1.10734.3.3.2.10.2.1.9	The maximum receive rate in Mbps
npstatsTiersMaxTransmitMbps	1.3.6.1.4.1.10734.3.3.2.10.2.1.10	The maximum transmit rate in Mbps.
npstatsTiersMaxUtilizationPercent	1.3.6.1.4.1.10734.3.3.2.10.2.1.11	The maximum percent utilization of this tier.
npstatsTiersMaxRatioToNextPer10K	1.3.6.1.4.1.10734.3.3.2.10.2.1.12	The maximum ratio of this tier's throughput to the next per 10,000.
npstatsTier1ReceiveMbps	1.3.6.1.4.1.10734.3.3.2.10.2.1.2.1	The current receive rate on Tier 1 in Mbps.
npstatsTier2ReceiveMbps	1.3.6.1.4.1.10734.3.3.2.10.2.1.2.2	The current receive rate on Tier 2 in Mbps.
npstatsTier3ReceiveMbps	1.3.6.1.4.1.10734.3.3.2.10.2.1.2.3	The current receive rate on Tier 3 in Mbps.
npstatsTier4ReceiveMbps	1.3.6.1.4.1.10734.3.3.2.10.2.1.2.4	The current receive rate on Tier 4 in Mbps.

The following objects apply to other NP statistics.

OBJECT	OID	DESCRIPTION
npstatsTiersExtra	1.3.6.1.4.1.10734.3.3.2.10.3	A list of additional network processor statistics information.
npstatsTier1BypassMbps	1.3.6.1.4.1.10734.3.3.2.10.3.1	The current bypass rate in Mbps.
npstatsTier1Balance	1.3.6.1.4.1.10734.3.3.2.10.3.2	The load balance across network processors. A value of 1000 is exactly balanced, and 0 indicates all traffic is being handled on one processor.
npstatsTier1MaxPktsPerSecA	1.3.6.1.4.1.10734.3.3.2.10.3.3	The maximum processor A receive rate in packets per second.



OBJECT	OID	DESCRIPTION
npstatsTier1MaxPktsPerSecB	1.3.6.1.4.1.10734.3.3.2.10.3.4	The maximum processor B receive rate in packets per second. Processor B is only available on the TippingPoint 2500N and 5100N.
npstatsTier4TriggerMatchPer1000	1.3.6.1.4.1.10734.3.3.2.10.3.5	Proportion of traffic inspected because of a trigger match (percent value times 100).
npstatsTier4ReroutePer1000	1.3.6.1.4.1.10734.3.3.2.10.3.6	Proportion of traffic inspected because of a reroute (percent value times 100).
npstatsTier4TcpSequencePer1000	1.3.6.1.4.1.10734.3.3.2.10.3.7	Proportion of traffic inspected because of TCP sequence (percent value times 100).
npstatsTier1TxPktsPerSec	1.3.6.1.4.1.10734.3.3.2.10.3.8	The transmit rate in packets per second.
npstatsTier1MaxTxPktsPerSec	1.3.6.1.4.1.10734.3.3.2.10.3.9	The maximum transmit rate in packets per second.
npstatsTier1MaxPktsPerSecC	1.3.6.1.4.1.10734.3.3.2.10.3.10	The maximum receive rate for processor C in packets per second.
npstatsTier4ProtoDcdPer1000	1.3.6.1.4.1.10734.3.3.2.10.3.11	Percentage of reroute packets that are sent to TCP reassembly when additional analysis is required of a protocol. Protocols that need further analysis include FTP commands, Telnet, HTTP encoded frames, Microsoft SMB frames, and Microsoft RPC frames.
npstatsTier2TxTrustedPktsPerSec	1.3.6.1.4.1.10734.3.3.2.10.3.12	The Tier 2 Trusted packets transmit rate in packets per second.
npstatsTier3TxTrustedPktsPerSec	1.3.6.1.4.1.10734.3.3.2.10.3.13	The Tier 3 Trusted packets transmit rate in packets per second.
npstatsTier4TxTrustedPktsPerSec	1.3.6.1.4.1.10734.3.3.2.10.3.14	The Tier 4 Trusted packets transmit rate in packets per second.
npstatsTier1BypassPktsPerSec	1.3.6.1.4.1.10734.3.3.2.10.3.15	The inspection bypass rate in packets per second.
npstatsTier1MaxBypassPktsPerSec	1.3.6.1.4.1.10734.3.3.2.10.3.16	The maximum inspection bypass rate in packets per second.
npstatsTier1BypassToRxPktsPerSecRatio	1.3.6.1.4.1.10734.3.3.2.10.3.17	The ratio of inspection bypass packets per second to Rx packets per second.
npstatsTier1VlanTransPktsPerSec	1.3.6.1.4.1.10734.3.3.2.10.3.18	The VLAN translation rate in packets per second.
npstatsTier1MaxVlanTransPktsPerSec	1.3.6.1.4.1.10734.3.3.2.10.3.19	The maximum VLAN translation rate in packets per second.
npstatsTier1VlanTransToRxPktsPerSecRatio	1.3.6.1.4.1.10734.3.3.2.10.3.20	The ratio of VLAN translation packets per second to Rx packets per second.

OBJECT	OID	DESCRIPTION
npstatsTier1PatternMatchToRxPktsPerSecRatio	1.3.6.1.4.1.10734.3.3.2.10.3.21	The ratio of pattern match packets per second to Rx packets per second.
npstatsTier1MaxPatternMatchToRxPktsPerSecRatio	1.3.6.1.4.1.10734.3.3.2.10.3.22	The maximum ratio of pattern match packets per second to Rx packets per second.
npstatsTier2MaxTxTrustedPktsPerSec	1.3.6.1.4.1.10734.3.3.2.10.3.23	The maximum Tier 2 Trusted packets transmit rate in packets per second.
npstatsTier3MaxTxTrustedPktsPerSec	1.3.6.1.4.1.10734.3.3.2.10.3.24	The maximum Tier 3 Trusted packets transmit rate in packets per second.
npstatsTier4MaxTxTrustedPktsPerSec	1.3.6.1.4.1.10734.3.3.2.10.3.25	The maximum Tier 4 Trusted packets transmit rate in packets per second.
npstatsTier4MaxTriggerMatchPer1000	1.3.6.1.4.1.10734.3.3.2.10.3.26	Maximum proportion of traffic inspected because of trigger match (percent value times 100).
npstatsTier4MaxReroutePer1000	1.3.6.1.4.1.10734.3.3.2.10.3.27	Maximum proportion of traffic inspected because of reroute (percent value times 100).
npstatsTier4MaxTcpSequencePer1000	1.3.6.1.4.1.10734.3.3.2.10.3.28	Maximum proportion of traffic inspected because of TCP sequence (percent value times 100).
npstatsTier4MaxProtoDcdPer1000	1.3.6.1.4.1.10734.3.3.2.10.3.29	Maximum proportion of reroute traffic inspected because of protocol decode (percent value times 100).
npstatsMisc	1.3.6.1.4.1.10734.3.3.2.10.4	Miscellaneous network processor statistical information.
npstatsMiscTxPktsBestEffort	1.3.6.1.4.1.10734.3.3.2.10.4.1	The number of packets transmitted due to best effort mode.

## Segment port stats

Statistical information pertaining to network segments for a stack configuration.

OBJECT	OID	DESCRIPTION
npstatsStackSegmentRecieveMbps	1.3.6.1.4.1.10734.3.3.2.10.10.1	Aggregate Rx rate in Mbps from all network segments.
npstatsStackSegmentMaxRecieveMbps	1.3.6.1.4.1.10734.3.3.2.10.10.2	Maximum Rx rate in Mbps from all network segments.
npstatsStackSegmentTransmitMbps	1.3.6.1.4.1.10734.3.3.2.10.10.3	Aggregate Tx rate in Mbps to all network segments.
npstatsStackSegmentMaxTransmitMbps	1.3.6.1.4.1.10734.3.3.2.10.10.4	Maximum Tx rate in Mbps to all network segments.

OBJECT	OID	DESCRIPTION
npstatsStackBalance	1.3.6.1.4.1.10734.3.3.2.10.10.5	The load balance percent across all stack members.
npstatsStackMinBalance	1.3.6.1.4.1.10734.3.3.2.10.10.6	The minimum, non-zero load balance percent across all stack members.
npstatsStackSegmentRatioToTier1Per10K	1.3.6.1.4.1.10734.3.3.2.10.10.7	The ratio of this tier's throughput to tier 1 per 10,000 (percent value times 100).
npstatsStackSegmentMaxRatioToTier1Per10K	1.3.6.1.4.1.10734.3.3.2.10.10.8	The maximum ratio of this tier's throughput to tier 1 per 10,000 (percent value times 100).

### Stack member table

Statistical information related to network segments for each stack member.

OBJECT	OID	DESCRIPTION
npstatsStackMemberKey	1.3.6.1.4.1.10734.3.3.2.10.10.9.1.2	Unique stack member identifier.
npstatsStackMemberHostname	1.3.6.1.4.1.10734.3.3.2.10.10.9.1.3	The stack member host name.
npstatsStackMemberSegmentReceiveMbps	1.3.6.1.4.1.10734.3.3.2.10.10.9.1.4	The current segment Rx rate in Mbps for a stack member.
npstatsStackMemberMaxSegmentReceiveMbps	1.3.6.1.4.1.10734.3.3.2.10.10.9.1.5	The maximum segment Rx rate in Mbps for a stack member.

### Stacking port stats

Statistical information pertaining to stacking ports in a stack configuration.

OBJECT	OID	DESCRIPTION
npstatsStackPortsRecieveMbps	1.3.6.1.4.1.10734.3.3.2.10.11.1	Aggregate Rx rate in Mbps from all stacking ports.
npstatsStackPortsMaxRecieveMbps	1.3.6.1.4.1.10734.3.3.2.10.11.2	Maximum Rx rate in Mbps from all stacking ports.
npstatsStackPortsTransmitMbps	1.3.6.1.4.1.10734.3.3.2.10.11.3	Aggregate Tx rate in Mbps for all stacking ports.
npstatsStackPortsMaxTransmitMbps	1.3.6.1.4.1.10734.3.3.2.10.11.4	Maximum Tx rate in Mbps for all stacking ports.
npstatsStackRxToStackTxMbps	1.3.6.1.4.1.10734.3.3.2.10.11.5	Aggregate through traffic rate from segment ports to stacking ports.
npstatsStackMaxRxToStackTxMbps	1.3.6.1.4.1.10734.3.3.2.10.11.6	The maximum through traffic rate from segment ports to stacking ports.
npstatsStackRxToSegmentTxMbps	1.3.6.1.4.1.10734.3.3.2.10.11.7	Return rate in Mbps for traffic coming in on the stacking ports and transmitted to the segment ports.
npstatsStackMaxRxToSegmentTxMbps	1.3.6.1.4.1.10734.3.3.2.10.11.8	Maximum return rate in Mbps for traffic coming in on the stacking ports and transmitted to the segment ports.

OBJECT	OID	DESCRIPTION
npstatsStackRatioToTier1Per10K	1.3.6.1.4.1.10734.3.3.2.10.11.9	Percent of traffic being inspected by this device as a ratio of the stack Rx traffic to tier 1 per 10,000 (percent value times 100).
npstatsStackMaxRatioToTier1Per10K	1.3.6.1.4.1.10734.3.3.2.10.11.10	Maximum percent of traffic being inspected by this device as a ratio of the stack Rx traffic to tier 1 per 10,000 (percent value times 100).

## TPT-POLICY

Defines variable definitions, Digital Vaccine information, reports, policy information, and policy notification information.

### Policy notifications

The following notifications and SNMP traps are generated by policy actions.

OBJECT	OID	DESCRIPTION
tptPolicyNotify	1.3.6.1.4.1.10734.3.3.3.0.8	The notification that a policy action has resulted from a signature match.
tptPolicyNotifyClientip	1.3.6.1.4.1.10734.3.3.3.1.139	The client IP address associated with the notification.
tptPolicyNotifyDeviceID	1.3.6.1.4.1.10734.3.3.3.1.11	The unique identifier of the device sending the policy notification.
tptPolicyNotifyMetadata	1.3.6.1.4.1.10734.3.3.3.1.140	Additional event information associated with the notification.
tptPolicyNotifyPolicyID	1.3.6.1.4.1.10734.3.3.3.1.12	The unique identifier of the policy that causes the notification.
tptPolicyNotifySignatureID	1.3.6.1.4.1.10734.3.3.3.1.13	The unique identifier of the signature matching the incoming data stream.
tptPolicyNotifySegmentName	1.3.6.1.4.1.10734.3.3.3.1.14	The name of the segment to which the notification applies.
tptPolicyNotifySrcNetAddr	1.3.6.1.4.1.10734.3.3.3.1.15	The IPv4 address of the source of the packet that triggered the policy action.
tptPolicyNotifySrcNetAddrV6	1.3.6.1.4.1.10734.3.3.3.1.128	The IPv6 address of the source of the packet that triggered the policy action.
tptPolicyNotifySrcNetPort	1.3.6.1.4.1.10734.3.3.3.1.16	The source port of the packet that triggered the policy action.
tptPolicyNotifyDestNetAddr	1.3.6.1.4.1.10734.3.3.3.1.17	The IPv4 address of the destination of the packet that triggered the policy action.
tptPolicyNotifyDestNetAddrV6	1.3.6.1.4.1.10734.3.3.3.1.129	The IPv6 address of the destination of the packet that triggered the policy action.

OBJECT	OID	DESCRIPTION
tptPolicyNotifyDestNetPort	1.3.6.1.4.1.10734.3.3.3.1.18	The destination port of the packet that triggered the policy action.
tptPolicyNotifyStartTimeSec	1.3.6.1.4.1.10734.3.3.3.1.19	The time at which the policy was first triggered, marking the start of the aggregation period for this notification. Measured in seconds since January 1, 1970.
tptPolicyNotifyAlertAction	1.3.6.1.4.1.10734.3.3.3.1.20	The action associated with this notification. <ul style="list-style-type: none"> <li>• 1: deny</li> <li>• 2: allow</li> </ul>
tptPolicyNotifyConfigAction	1.3.6.1.4.1.10734.3.3.3.1.21	The action configured for the policy, which in some cases can differ from the action associated with the notification. <ul style="list-style-type: none"> <li>• 1: deny</li> <li>• 2: allow</li> </ul>
tptPolicyNotifyComponentID	1.3.6.1.4.1.10734.3.3.3.1.22	The component identifier of the policy that causes the notification: <ul style="list-style-type: none"> <li>• 0: invalid</li> <li>• 1: deny</li> <li>• 2: allow</li> <li>• 7: alert</li> <li>• 8: block</li> <li>• 9: peer</li> </ul>
tptPolicyNotifyHitCount	1.3.6.1.4.1.10734.3.3.3.1.23	The number of policy hits occurring during the aggregation period for this notification.
tptPolicyNotifyAggregationPeriod	1.3.6.1.4.1.10734.3.3.3.1.24	The duration of the aggregation period for this notification, in minutes.
tptPolicyNotifySeverity	1.3.6.1.4.1.10734.3.3.3.1.25	The severity of the attack. <ul style="list-style-type: none"> <li>• 1: warning</li> <li>• 2: minor</li> <li>• 3: major</li> <li>• 4: critical</li> </ul>

OBJECT	OID	DESCRIPTION
tptPolicyNotifyProtocol	1.3.6.1.4.1.10734.3.3.3.1.26	The network protocol of the packet(s) that triggered the policy action. <ul style="list-style-type: none"> <li>1: ICMP</li> <li>2: UDP</li> <li>3: TCP</li> <li>4: other IP</li> <li>5: ARP</li> <li>6: other ETH</li> <li>7: ICMP v6</li> <li>8: other IPV6</li> </ul>
tptPolicyNotifyAlertTimeSec	1.3.6.1.4.1.10734.3.3.3.1.27	The time that the alert was initiated, marking the end of the aggregation period for this notification. Measured in seconds since January 1, 1970.
tptPolicyNotifyAlertTimeNano	1.3.6.1.4.1.10734.3.3.3.1.28	The nanoseconds portion of the AlertTimeSec object.
tptPolicyNotifyPacketTrace	1.3.6.1.4.1.10734.3.3.3.1.29	Indicates if a corresponding packet trace was logged. <ul style="list-style-type: none"> <li>0: not logged</li> <li>1: logged.</li> </ul>
tptPolicyNotifySequence	1.3.6.1.4.1.10734.3.3.3.1.30	The log file entry sequence number corresponding to this notification.
tptPolicyNotifyTraceBucket	1.3.6.1.4.1.10734.3.3.3.1.36	The bucket identifier for a packet trace.
tptPolicyNotifyTraceBegin	1.3.6.1.4.1.10734.3.3.3.1.37	The starting sequence number for a packet trace.
tptPolicyNotifyTraceEnd	1.3.6.1.4.1.10734.3.3.3.1.38	The ending sequence number for a packet trace.
tptPolicyNotifyMessageParams	1.3.6.1.4.1.10734.3.3.3.1.39	A string containing parameters separated by vertical bars ( ) that match information tagged with Message in the DV.
tptPolicyNotifyStartTimeNano	1.3.6.1.4.1.10734.3.3.3.1.40	The nanoseconds portion of StartTimeSec.
tptPolicyNotifyAlertType	1.3.6.1.4.1.10734.3.3.3.1.41	A bit field defined as follows: <ul style="list-style-type: none"> <li>0x0001 = Alert</li> <li>0x0002 = Block</li> <li>0x0020 = Peer-to-peer</li> <li>]0x0040 = Invalid</li> <li>0x0080 = Threshold</li> <li>0x0100 = Management.</li> </ul>

OBJECT	OID	DESCRIPTION
tptPolicyNotifyInputMphy	1.3.6.1.4.1.10734.3.3.3.1.57	The incoming physical port of the triggering packet(s).
tptPolicyNotifyVlanTag	1.3.6.1.4.1.10734.3.3.3.1.58	The VLAN tag of the triggering packet(s).
tptPolicyNotifyZonePair	1.3.6.1.4.1.10734.3.3.3.1.59	A string that identifies the port pair related to this notification.
tptPolicyNotifyActionSetID	1.3.6.1.4.1.10734.3.3.3.1.130	The action set UUID associated with this notification.
tptPolicyNotifyRate	1.3.6.1.4.1.10734.3.3.3.1.131	The rate-limit, in kbps, of the action set associated with this notification.
tptPolicyNotifyFlowControl	1.3.6.1.4.1.10734.3.3.3.1.137	The action set flow control associated with this notification.
tptPolicyNotifyActionSetName	1.3.6.1.4.1.10734.3.3.3.1.138	The action set name associated with this notification.

The following notifications and SNMP traps are generated when policy log entries are created.

OBJECT	OID	DESCRIPTION
tptPolicyLogNotify	1.3.6.1.4.1.10734.3.3.3.0.19	A notification that a number of policy log entries of a particular type have occurred since the last time the management station retrieved the corresponding log file.
tptPolicyLogNotifyDeviceID	1.3.6.1.4.1.10734.3.3.3.1.121	The unique identifier of the device sending this notification.
tptPolicyLogNotifyComponentID	1.3.6.1.4.1.10734.3.3.3.1.122	The type of log related to this notification: <ul style="list-style-type: none"> <li>• 0: invalid</li> <li>• 1: deny</li> <li>• 2: allow</li> <li>• 7: alert</li> <li>• 8: block</li> <li>• 9: peer</li> </ul>
tptPolicyLogNotifyNumber	1.3.6.1.4.1.10734.3.3.3.1.123	The number of policy log entries created since the last log file retrieval.
tptPolicyLogNotifyTrigger	1.3.6.1.4.1.10734.3.3.3.1.124	The number of policy log entries needed to trigger this notification.
tptPolicyLogNotifySequence	1.3.6.1.4.1.10734.3.3.3.1.125	The current log file entry sequence number.

## Policy variable objects

The following variables apply to various policy statistics.

OBJECT	OID	DESCRIPTION
policyPacketsDropped	1.3.6.1.4.1.10734.3.3.2.1.1	The total number of packets discarded due to network congestion.
policyPacketsBlocked	1.3.6.1.4.1.10734.3.3.2.1.2	The cumulative number of packets blocked by policy actions.
policyPacketsIncoming	1.3.6.1.4.1.10734.3.3.2.1.3	The total number of incoming packets.
policyPacketsOutgoing	1.3.6.1.4.1.10734.3.3.2.1.4	The total number of outgoing packets.
policyPacketsInvalid	1.3.6.1.4.1.10734.3.3.2.1.6	The total number of invalid packets discarded.
policyPacketsPermitted	1.3.6.1.4.1.10734.3.3.2.1.7	The total number of packets permitted by policy actions.
policyPacketsDropped64	1.3.6.1.4.1.10734.3.3.2.1.31	The total number of packets discarded due to network congestion.
policyPacketsBlocked64	1.3.6.1.4.1.10734.3.3.2.1.32	The cumulative number of packets blocked by of policy actions.
policyPacketsIncoming64	1.3.6.1.4.1.10734.3.3.2.1.33	The total number of incoming packets.
policyPacketsOutgoing64	1.3.6.1.4.1.10734.3.3.2.1.34	The total number of outgoing packets.
policyPacketsInvalid64	1.3.6.1.4.1.10734.3.3.2.1.36	The total number of invalid packets discarded.
policyPacketsPermitted64	1.3.6.1.4.1.10734.3.3.2.1.37	The total number of packets permitted by policy actions.
policyPacketsRateLimited64	1.3.6.1.4.1.10734.3.3.2.1.38	The total number of packets discarded by rate-limiting filters.
policyPacketsTrusted64	1.3.6.1.4.1.10734.3.3.2.1.39	The total number of packets trusted by policy actions.

The following policy objects refer to the Digital Vaccine installed on the device.

OBJECT	OID	DESCRIPTION
policyDVObjs	1.3.6.1.4.1.10734.3.3.2.1.10	Sub-tree of Digital Vaccine information.
policyDVVersion	1.3.6.1.4.1.10734.3.3.2.1.10.1	The version number of the DV installed on this device.

## Policy information tables

There are several tables that provide statistics about policy performance.

### Per-policy variable objects

The following table lists the bytes and packets affected by each policy.

OBJECT	OID	DESCRIPTION
policyCounterTable	1.3.6.1.4.1.10734.3.3.2.1.5	Table of per-policy counter values.
policyCounterEntry	1.3.6.1.4.1.10734.3.3.2.1.5.1	An entry in the policy counter table. Rows cannot be added or deleted.



OBJECT	OID	DESCRIPTION
policyGlobalID	1.3.6.1.4.1.10734.3.3.2.1.5.1.1	The global ID of a policy.
policyDescriptiveName	1.3.6.1.4.1.10734.3.3.2.1.5.1.2	The name of a policy.
policyCountBytes	1.3.6.1.4.1.10734.3.3.2.1.5.1.3	The number of bytes affected by the policy.
policyCountPackets	1.3.6.1.4.1.10734.3.3.2.1.5.1.4	The number of packets affected by the policy.
policyCreationTime	1.3.6.1.4.1.10734.3.3.2.1.5.1.5	The time the policy was pushed to NetPAL.

### Top ten policies table objects

The following table ranks the top ten policies according to hit count.

OBJECT	OID	DESCRIPTION
topTenHitsByPolicyTable	1.3.6.1.4.1.10734.3.3.2.1.11	Table of the ten policies with the largest number of hit counts.
topTenHitsByPolicyEntry	1.3.6.1.4.1.10734.3.3.2.1.11.1	An entry in the top ten policies table.
topTenRank	1.3.6.1.4.1.10734.3.3.2.1.11.1.1	The numerical ranking of the policy in the table. A rank of 1 indicates the policy has the largest number of hits.
policyHitCount	1.3.6.1.4.1.10734.3.3.2.1.11.1.2	The number of alerts generated by the policy.
policyName	1.3.6.1.4.1.10734.3.3.2.1.11.1.3	The policy name.
policyUUID	1.3.6.1.4.1.10734.3.3.2.1.11.1.4	The global identifier of the policy.

### Alerts by severity table objects

The following table lists the number of alerts generated by each severity level.

OBJECT	OID	DESCRIPTION
alertsBySeverityTable	1.3.6.1.4.1.10734.3.3.2.1.12	Table of alert counts of all policies at each severity level.
alertsBySeverityEntry	1.3.6.1.4.1.10734.3.3.2.1.12.1	An entry in the alerts by severity table.
alertSeverity	1.3.6.1.4.1.10734.3.3.2.1.12.1.1	The severity of a policy. <ul style="list-style-type: none"> <li>• 1: warning</li> <li>• 2: minor</li> <li>• 3: major</li> <li>• 4: critical</li> </ul>
severityAlertCount	1.3.6.1.4.1.10734.3.3.2.1.12.1.2	The number of alerts generated by all policies of a given severity.

### Alerts by protocol table objects

The following table lists the number of alerts generated by each protocol type.

OBJECT	OID	DESCRIPTION
alertsByProtocolTable	1.3.6.1.4.1.10734.3.3.2.1.13	Table of alert counts of all policies at each protocol level.
alertsByProtocolEntry	1.3.6.1.4.1.10734.3.3.2.1.13.1	An entry in the alerts by protocol table.
alertProtocol	1.3.6.1.4.1.10734.3.3.2.1.13.1.1	The protocol of a policy. <ul style="list-style-type: none"> <li>• 1: ICMP</li> <li>• 2: UDP</li> <li>• 3: TCP</li> <li>• 4: other IP</li> <li>• 5: ARP</li> <li>• 6: other ETH</li> <li>• 7: ICMP v6</li> <li>• 8: other IPV6</li> </ul>
protocolAlertCount	1.3.6.1.4.1.10734.3.3.2.1.13.1.2	The number of alerts generated by all policies of a given protocol.

### Alerts by zone table objects

The following table lists the number of alerts generated by each virtual segment.



**Note**

The MIBs refer to “security zone pairs.” This terminology has been deprecated and replaced by “virtual segment,” but is still used by the MIB for compatibility purposes.

OBJECT	OID	DESCRIPTION
alertsByZoneTable	1.3.6.1.4.1.10734.3.3.2.1.14	Table of alert counts of all policies at each virtual segment.
alertsByZoneEntry	1.3.6.1.4.1.10734.3.3.2.1.14.1	An entry in the alerts by virtual segment table.
alertSlot	1.3.6.1.4.1.10734.3.3.2.1.14.1.1	The virtual segment affected by a policy.
alertPort	1.3.6.1.4.1.10734.3.3.2.1.14.1.2	The port identifying the virtual segment affected by the policy.
zoneAlertCount	1.3.6.1.4.1.10734.3.3.2.1.14.1.3	The number of all alerts generated by all policies applied to a given virtual segment.

### Permits by zone table objects

The following table lists the number of permits generated by each virtual segment.



**Note**

The MIBs refer to “security zone pairs.” This terminology has been deprecated and replaced by “virtual segment,” but is still used by the MIB for compatibility purposes.

OBJECT	OID	DESCRIPTION
permitsByZoneTable	1.3.6.1.4.1.10734.3.3.2.1.15	Table of permit counts of all policies at each virtual segment.
permitsByZoneEntry	1.3.6.1.4.1.10734.3.3.2.1.15.1	An entry in the permits by virtual segment table.
permitSlot	1.3.6.1.4.1.10734.3.3.2.1.15.1.1	The virtual segment affected by a policy.
permitPort	1.3.6.1.4.1.10734.3.3.2.1.15.1.2	The port identifying the virtual segment affected by the policy.
zonePermitCount	1.3.6.1.4.1.10734.3.3.2.1.15.1.3	The number of all permits generated by all policies applied to a given virtual segment.

### Blocks by zone table objects

The following table lists the number of blocks generated by each virtual segment.



#### Note

The MIBs refer to “security zone pairs.” This terminology has been deprecated and replaced by “virtual segment,” but is still used by the MIB for compatibility purposes.

OBJECT	OID	DESCRIPTION
blocksByZoneTable	1.3.6.1.4.1.10734.3.3.2.1.16	Table of block counts of all policies at each virtual segment.
blocksByZoneEntry	1.3.6.1.4.1.10734.3.3.2.1.16.1	An entry in the blocks by virtual segment table.
blockSlot	1.3.6.1.4.1.10734.3.3.2.1.16.1.1	The virtual segment affected by a policy.
blockPort	1.3.6.1.4.1.10734.3.3.2.1.16.1.2	The port identifying the virtual segment affected by the policy.
zoneBlockCount	1.3.6.1.4.1.10734.3.3.2.1.16.1.3	The number of all blocks generated by all policies applied to a given virtual segment.

### P2P by zone table objects

The following table lists the number of P2Ps generated by each virtual segment.



#### Note

The MIBs refer to “security zone pairs.” This terminology has been deprecated and replaced by “virtual segment,” but is still used by the MIB for compatibility purposes.

OBJECT	OID	DESCRIPTION
p2psByZoneTable	1.3.6.1.4.1.10734.3.3.2.1.17	Table of P2P counts of all policies at each virtual segment.
p2psByZoneEntry	1.3.6.1.4.1.10734.3.3.2.1.17.1	An entry in the P2Ps by virtual segment table.
p2pSlot	1.3.6.1.4.1.10734.3.3.2.1.17.1.1	The virtual segment affected by a policy.

OBJECT	OID	DESCRIPTION
p2pPort	1.3.6.1.4.1.10734.3.3.2.1.17.1.2	The port identifying the virtual segment affected by the policy.
zonep2pCount	1.3.6.1.4.1.10734.3.3.2.1.17.1.3	The number of all P2Ps generated by all policies applied to a given virtual segment.

### Frames by size table objects

This table lists the number of frames received, sorted by frame size category.

OBJECT	OID	DESCRIPTION
framesBySizeTable	1.3.6.1.4.1.10734.3.3.2.1.18	Table of frame counts received in each size category.
framesBySizeEntry	1.3.6.1.4.1.10734.3.3.2.1.18.1	An entry in the frames by size table. Rows cannot be added or deleted.
frameSize	1.3.6.1.4.1.10734.3.3.2.1.18.1.1	The frame size category. <ul style="list-style-type: none"> <li>• 64 bytes</li> <li>• 65–127 bytes</li> <li>• 128–511 bytes</li> <li>• 256–511 bytes</li> <li>• 512–1023 bytes</li> <li>• 1024–1518 bytes</li> <li>• 1519–4095 bytes</li> <li>• 4096–9216 bytes</li> <li>• 9217–16383 bytes</li> <li>• undersize packets</li> <li>• oversize packets</li> </ul>
sizeFrameCount	1.3.6.1.4.1.10734.3.3.2.1.18.1.2	The number of frames received in a given size category.

### Frames by type table objects

This table lists the number of frames received, sorted by type.

OBJECT	OID	DESCRIPTION
framesByTypeTable	1.3.6.1.4.1.10734.3.3.2.1.19	Table of frame counts received in each type category.
framesByTypeEntry	1.3.6.1.4.1.10734.3.3.2.1.19.1	An entry in the frames by type table. Rows cannot be added or deleted.

OBJECT	OID	DESCRIPTION
frameType	1.3.6.1.4.1.10734.3.3.2.1.19.1.1	The frame type category. <ul style="list-style-type: none"> <li>• 1: unicast</li> <li>• 2: broadcast</li> <li>• 3: multicast</li> <li>• 4: MAC control</li> <li>• 5: FCS error</li> <li>• 6: align error</li> </ul>
typeFrameCount	1.3.6.1.4.1.10734.3.3.2.1.19.1.2	The number of frames received in a given type category.

### Packets by protocol table objects

This table lists the number of packets received, sorted by protocol.

OBJECT	OID	DESCRIPTION
packetsByProtocolTable	1.3.6.1.4.1.10734.3.3.2.1.20	Table of packet counts received in each protocol.
packetsByProtocolEntry	1.3.6.1.4.1.10734.3.3.2.1.20.1	An entry in the packets by protocol table. Rows cannot be added or deleted.
packetProtocol	1.3.6.1.4.1.10734.3.3.2.1.20.1.1	The packet protocol category. <ul style="list-style-type: none"> <li>• 1: ICMP</li> <li>• 2: UDP</li> <li>• 3: TCP</li> <li>• 4: other IP</li> <li>• 5: ARP</li> <li>• 6: other ETH</li> <li>• 7: ICMP v6</li> <li>• 8: other IPV6</li> </ul>
protocolPacketCount	1.3.6.1.4.1.10734.3.3.2.1.20.1.2	The number of packets received in a given protocol category.

### Port statistics table objects

OBJECT	OID	DESCRIPTION
portStatsTable	1.3.6.1.4.1.10734.3.3.2.1.23	Table of statistics for each physical port.
portStatsEntry	1.3.6.1.4.1.10734.3.3.2.1.23.1	An entry in the port statistics table. Rows cannot be added or deleted.
portNumber	1.3.6.1.4.1.10734.3.3.2.1.23.1.1	The port number.
portName	1.3.6.1.4.1.10734.3.3.2.1.23.1.2	The port name.
portVlanTranslations	1.3.6.1.4.1.10734.3.3.2.1.23.1.3	The number of packets leaving the egress port with translated VLAN IDs.

This table lists statistics for each physical port.

OBJECT	OID	DESCRIPTION
portStatsTable	1.3.6.1.4.1.10734.3.3.2.1.23	Table of statistics for each physical port.
portStatsEntry	1.3.6.1.4.1.10734.3.3.2.1.23.1	An entry in the port statistics table. Rows cannot be added or deleted.
portNumber	1.3.6.1.4.1.10734.3.3.2.1.23.1.1	The port number.
portName	1.3.6.1.4.1.10734.3.3.2.1.23.1.2	The port name.
portVlanTranslations	1.3.6.1.4.1.10734.3.3.2.1.23.1.3	The number of packets leaving the egress port with translated VLAN IDs.

### Policy name and description table objects

This table lists all policies defined on the device.

OBJECT	OID	DESCRIPTION
policyByNumberTable	1.3.6.1.4.1.10734.3.3.2.1.21	Table of policies defined on the device.
policyByNumberEntry	1.3.6.1.4.1.10734.3.3.2.1.21.1	An entry in the policy by number table.
policyNumber	1.3.6.1.4.1.10734.3.3.2.1.21.1.1	The policy number. <ul style="list-style-type: none"> <li>• 1: ICMP</li> <li>• 2: UDP</li> <li>• 3: TCP</li> <li>• 4: other IP</li> <li>• 5: ARP</li> <li>• 6: other ETH</li> <li>• 7: ICMP v6</li> <li>• 8: other IPV6</li> </ul>
numberName	1.3.6.1.4.1.10734.3.3.2.1.21.1.2	The policy name.
numberDesc	1.3.6.1.4.1.10734.3.3.2.1.21.1.3	The policy description.

### Security zone pair information and statistics table objects

This table lists the statistics for all virtual segments.



#### Note

The MIBs refer to “security zone pairs.” This terminology has been deprecated and replaced by “virtual segment,” but is still used by the MIB for compatibility purposes.

OBJECT	OID	DESCRIPTION
securityZonePairTable	1.3.6.1.4.1.10734.3.3.2.1.22	Table of information and statistics for each virtual segment.
securityZonePairEntry	1.3.6.1.4.1.10734.3.3.2.1.22.1	An entry in the table.
szpName	1.3.6.1.4.1.10734.3.3.2.1.22.1.1	The name of a virtual segment.
szpInZoneName	1.3.6.1.4.1.10734.3.3.2.1.22.1.2	The incoming part of a virtual segment.

OBJECT	OID	DESCRIPTION
szpOutZoneName	1.3.6.1.4.1.10734.3.3.2.1.22.1.3	The outgoing part of a virtual segment.
szpUUID	1.3.6.1.4.1.10734.3.3.2.1.22.1.4	The UUID of a virtual segment.
szpInZoneUUID	1.3.6.1.4.1.10734.3.3.2.1.22.1.5	The UUID of the incoming part of the virtual segment.
szpOutZoneUUID	1.3.6.1.4.1.10734.3.3.2.1.22.1.6	The UUID of the outgoing part of the virtual segment.
szpInPackets	1.3.6.1.4.1.10734.3.3.2.1.22.1.7	The number of packets received on the virtual segment.
szpInOctets	1.3.6.1.4.1.10734.3.3.2.1.22.1.8	The number of bytes received on this virtual segment.
szpAlerts	1.3.6.1.4.1.10734.3.3.2.1.22.1.9	The number of alerts generated on this virtual segment.
szpBlocks	1.3.6.1.4.1.10734.3.3.2.1.22.1.10	The number of blocks generated on this virtual segment.
szpPermits	1.3.6.1.4.1.10734.3.3.2.1.22.1.11	The number of permits generated on this virtual segment.
szpPrecedence	1.3.6.1.4.1.10734.3.3.2.1.22.1.12	The precedence of the virtual segment.

## TPT-PORT-CONFIG

Defines port configuration settings.

OBJECT	OID	DESCRIPTION
portConfigTable	1.3.6.1.4.1.10734.3.3.2.4.1	Table of ports on the device and their configuration settings.
portConfigEntry	1.3.6.1.4.1.10734.3.3.2.4.1.1	An entry in the ports table.
portConfigSlot	1.3.6.1.4.1.10734.3.3.2.4.1.1.1	The segment on which the port is located.
portConfigPort	1.3.6.1.4.1.10734.3.3.2.4.1.1.2	The port number.
portConfigLineSpeed	1.3.6.1.4.1.10734.3.3.2.4.1.1.3	The line speed configuration: <ul style="list-style-type: none"> <li>• 0: default</li> <li>• 1: 1GbE</li> <li>• 2: 100 Mb</li> <li>• 3: 10 Mb</li> <li>• 4: 10 GbE</li> <li>• 5: 40 GbE</li> </ul>
portConfigDuplex	1.3.6.1.4.1.10734.3.3.2.4.1.1.4	The duplex configuration. <ul style="list-style-type: none"> <li>• 0: default</li> <li>• 1: half</li> <li>• 2: full</li> </ul>

OBJECT	OID	DESCRIPTION
portConfigAutoNeg	1.3.6.1.4.1.10734.3.3.2.4.1.1.5	The auto-negotiation configuration. <ul style="list-style-type: none"> <li>0: default</li> <li>1: on</li> <li>2: off</li> </ul>
portConfigShutdown	1.3.6.1.4.1.10734.3.3.2.4.1.1.6	The shutdown configuration. <ul style="list-style-type: none"> <li>0: disabled—The port can come up normally.</li> <li>1: enabled—The port is manually removed from service.</li> </ul>
portConfigLoopback	1.3.6.1.4.1.10734.3.3.2.4.1.1.7	The loopback configuration. <ul style="list-style-type: none"> <li>0: disabled</li> <li>1: enabled</li> </ul>
portConfigFailover	1.3.6.1.4.1.10734.3.3.2.4.1.1.8	The failover action configuration. <ul style="list-style-type: none"> <li>0: block</li> <li>1: permit</li> </ul>
portConfigLDMode	1.3.6.1.4.1.10734.3.3.2.4.1.1.9	The link-down synchronization mode. <ul style="list-style-type: none"> <li>0: hub</li> <li>1: breaker</li> <li>2: wire</li> </ul>
portConfigLDSTimeout	1.3.6.1.4.1.10734.3.3.2.4.1.1.10	The link-down synchronization timeout configuration.

## TPT-PORT-MAPPING

Defines the mapping between logical ports and slots and physical ports and slots.

OBJECT	OID	DESCRIPTION
tpt-port-mapping-objs	1.3.6.1.4.1.10734.3.3.2.16	Configurable logical to physical port mapping on a device.
portMappingTable	1.3.6.1.4.1.10734.3.3.2.16.1	Table of logical slots/ports on the device and their mapping to the physical ports.
portMappingEntry	1.3.6.1.4.1.10734.3.3.2.16.1.1	An entry in the slot/port table. Rows cannot be created or deleted.
portMappingLogicalSlot	1.3.6.1.4.1.10734.3.3.2.16.1.1.1	Slot number for this logical port.
portMappingLogicalPort	1.3.6.1.4.1.10734.3.3.2.16.1.1.2	Port number for this logical port.
portMappingLogicalIfIndex	1.3.6.1.4.1.10734.3.3.2.16.1.1.3	The entry in the IF-MIB interface table that corresponds to this logical port.
portMappingPhysicalSlot	1.3.6.1.4.1.10734.3.3.2.16.1.1.4	Slot number for the mapped physical port.



OBJECT	OID	DESCRIPTION
portMappingPhysicalPort	1.3.6.1.4.1.10734.3.3.2.16.1.1.5	Port number for the mapped physical port.
portMappingPhysicalIfIndex	1.3.6.1.4.1.10734.3.3.2.16.1.1.6	The entry in the IF-MIB interface table that corresponds to the mapped physical port.
portMappingSegmentName	1.3.6.1.4.1.10734.3.3.2.16.1.1.7	The name of the segment pertaining to this logical port.
portMappingPhysicalVlanId	1.3.6.1.4.1.10734.3.3.2.16.1.1.8	The VLAN ID used on the physical port. 0 indicates the traffic is untagged or not applicable for this port.


## TPT-RESOURCE

Describes memory, power supply, temperature, and voltage information for the device.

### Notifications

The following notifications and SNMP traps send information to the management system about the system resources.

OBJECT	OID	DESCRIPTION
tptResourceNotify	1.3.6.1.4.1.10734.3.3.3.0.14	Sub-tree of notifications that indicate when a resource parameter has crossed a predefined threshold.
tptResourceNotifyDeviceID	1.3.6.1.4.1.10734.3.3.3.1.61	The unique identifier of the device sending the notification.
tptResourceNotifyIdentifier	1.3.6.1.4.1.10734.3.3.3.1.62	The type of resource that triggered the notification. <ul style="list-style-type: none"> <li>• 1: filesystem</li> <li>• 2: CPU</li> <li>• 3: memory</li> <li>• 4: chassis temperature</li> <li>• 5: fan</li> <li>• 6: power supply</li> <li>• 7: hard disk</li> <li>• 8: i2c bus</li> </ul>
tptResourceNotifyFSIndex	1.3.6.1.4.1.10734.3.3.3.1.63	For a filesystem resource, the value is the index number of the filesystem. Otherwise, the value is 0 (zero).
tptResourceNotifyCurrentValue	1.3.6.1.4.1.10734.3.3.3.1.64	The current value of the resource that triggered the notification.
tptResourceNotifyThresholdMaj	1.3.6.1.4.1.10734.3.3.3.1.65	The major threshold of this resource, between green and yellow states.
tptResourceNotifyThresholdCrit	1.3.6.1.4.1.10734.3.3.3.1.66	The critical threshold of this resource, between yellow and red states.

OBJECT	OID	DESCRIPTION
tptResourceNotifyRangeMin	1.3.6.1.4.1.10734.3.3.3.1.67	The minimum end of the range of values that this resource can take.
tptResourceNotifyRangeMax	1.3.6.1.4.1.10734.3.3.3.1.68	The maximum end of the range of values that this resource can take.
tptResourceNotifyStateBefore	1.3.6.1.4.1.10734.3.3.3.1.69	The state of the resource before the current threshold transition.
tptResourceNotifyStateAfter	1.3.6.1.4.1.10734.3.3.3.1.70	The state of this resource after the current threshold transition.
tptResourceNotifyTimeStamp	1.3.6.1.4.1.10734.3.3.3.1.71	The timestamp of the event that generated the notification, in seconds since January 1, 1970.
tptResourceNotifySubIdentifier	1.3.6.1.4.1.10734.3.3.3.1.72	Identifies the type of resource that triggers the notification. Starts with 1.   <b>Note</b> The object is used for NX-Platform devices only.

## File system

The following objects provide information about the device file system.

OBJECT	OID	DESCRIPTION
resourceNumberOfFilesystems	1.3.6.1.4.1.10734.3.3.2.5.1	The number of filesystems on the device's hard disk.
resourceFSTable	1.3.6.1.4.1.10734.3.3.2.5.2	Table of filesystem resource information.
resourceFSEntry	1.3.6.1.4.1.10734.3.3.2.5.2.1	An entry in the resource filesystem table. Rows cannot be added or deleted.
resourceFSInUseMB	1.3.6.1.4.1.10734.3.3.2.5.2.1.1	The number of MB in use for the filesystem.
resourceFSThresholdMaj	1.3.6.1.4.1.10734.3.3.2.5.2.1.2	The major threshold for the percent of MB in use for the filesystem.
resourceFSThresholdCrit	1.3.6.1.4.1.10734.3.3.2.5.2.1.3	The critical threshold for the percent of MB in use for the filesystem.
resourceFSRangeMin	1.3.6.1.4.1.10734.3.3.2.5.2.1.4	The minimum value of the range of MB in use, usually 0 (zero).
resourceFSRangeMax	1.3.6.1.4.1.10734.3.3.2.5.2.1.5	The total size in MB of the filesystem.
resourceFSName	1.3.6.1.4.1.10734.3.3.2.5.2.1.6	The name of this filesystem.
resourceFSIndex	1.3.6.1.4.1.10734.3.3.2.5.2.1.7	The number of the table row, starting at one (1).

## Memory

The following objects provide information about the device memory usage.

OBJECT	OID	DESCRIPTION
resourceHPMemoryObjs	1.3.6.1.4.1.10734.3.3.2.5.3	Sub-tree of host processor memory information.
resourceHPMemoryInUsePercent	1.3.6.1.4.1.10734.3.3.2.5.3.1	The percentage of host processor memory in use.
resourceHPMemoryThresholdMaj	1.3.6.1.4.1.10734.3.3.2.5.3.2	The major threshold value for host processor memory usage.
resourceHPMemoryThresholdCrit	1.3.6.1.4.1.10734.3.3.2.5.3.3	The critical threshold value for host processor memory usage.
resourceHPMemoryRangeMin	1.3.6.1.4.1.10734.3.3.2.5.3.4	The minimum percentage of host processor memory usage, usually 0 (zero).
resourceHPMemoryRangeMax	1.3.6.1.4.1.10734.3.3.2.5.3.5	The maximum percentage of host processor memory usage, usually 100.
resourceHPMemoryTotal	1.3.6.1.4.1.10734.3.3.2.5.3.6	The total size in bytes of host processor memory.

## CPU

The following objects provide information about CPU usage.

OBJECT	OID	DESCRIPTION
resourceHPCPUObjs	1.3.6.1.4.1.10734.3.3.2.5.4	Sub-tree of host processor CPU information.
resourceHPCPUBusyPercent	1.3.6.1.4.1.10734.3.3.2.5.4.1	The percentage of host processor CPU that is currently busy.
resourceHPCPUThresholdMaj	1.3.6.1.4.1.10734.3.3.2.5.4.2	The major threshold value for host processor CPU activity.
resourceHPCPUThresholdCrit	1.3.6.1.4.1.10734.3.3.2.5.4.3	The critical threshold value of host processor CPU activity.
resourceHPCPURangeMin	1.3.6.1.4.1.10734.3.3.2.5.4.4	The minimum percentage of host processor CPU activity, usually 0 (zero).
resourceHPCPURangeMax	1.3.6.1.4.1.10734.3.3.2.5.4.5	The maximum percentage of host processor CPU activity, usually 100.
resourceNPCPUBusyPercentA	1.3.6.1.4.1.10734.3.3.2.5.4.6	Total Utilization of XLR A.
resourceNPCPUBusyPercentTier2A	1.3.6.1.4.1.10734.3.3.2.5.4.7	F Thread Utilization of XLR A.
resourceNPCPUBusyPercentTier3A	1.3.6.1.4.1.10734.3.3.2.5.4.8	KS Thread Utilization of XLR A.
resourceNPCPUBusyPercentTier4A	1.3.6.1.4.1.10734.3.3.2.5.4.9	L Thread Utilization of XLR A.
resourceNPCPUBusyPercentB	1.3.6.1.4.1.10734.3.3.2.5.4.10	Total Utilization of XLR B.
resourceNPCPUBusyPercentTier2B	1.3.6.1.4.1.10734.3.3.2.5.4.11	F Thread Utilization of XLR B.
resourceNPCPUBusyPercentTier3B	1.3.6.1.4.1.10734.3.3.2.5.4.12	KS Thread Utilization of XLR B.
resourceNPCPUBusyPercentTier4B	1.3.6.1.4.1.10734.3.3.2.5.4.13	L Thread Utilization of XLR B.

OBJECT	OID	DESCRIPTION
resourceNPCPUBusyPercentC	1.3.6.1.4.1.10734.3.3.2.5.4.14	Total Utilization of XLR C.
resourceNPCPUBusyPercentTier2C	1.3.6.1.4.1.10734.3.3.2.5.4.15	F Thread Utilization of XLR C.
resourceNPCPUBusyPercentTier3C	1.3.6.1.4.1.10734.3.3.2.5.4.16	KS Thread Utilization of XLR C.
resourceNPCPUBusyPercentTier4C	1.3.6.1.4.1.10734.3.3.2.5.4.17	L Thread Utilization of XLR C.


## Chassis temperature


The following objects provide information about the chassis temperature. All values are in degrees Centigrade.

OBJECT	OID	DESCRIPTION
resourceChassisTempObjs	1.3.6.1.4.1.10734.3.3.2.5.5	Sub-tree of chassis temperature information.
resourceChassisTempDegreesC	1.3.6.1.4.1.10734.3.3.2.5.5.1	The chassis temperature.
resourceChassisTempThresholdMaj	1.3.6.1.4.1.10734.3.3.2.5.5.2	The major threshold value for chassis temperature.
resourceChassisTempThresholdCrit	1.3.6.1.4.1.10734.3.3.2.5.5.3	The critical threshold value of chassis temperature.
resourceChassisTempRangeMin	1.3.6.1.4.1.10734.3.3.2.5.5.4	The minimum value of the chassis temperature range.
resourceChassisTempRangeMax	1.3.6.1.4.1.10734.3.3.2.5.5.5	The maximum value of the chassis temperature range.

## Power supply

The following objects provide information about the chassis temperature.

OBJECT	OID	DESCRIPTION
resourcePowerSupplyObjs	1.3.6.1.4.1.10734.3.3.2.5.9	Sub-tree of power supply information.
resourcePowerSupplyStatus	1.3.6.1.4.1.10734.3.3.2.5.9.1	<div data-bbox="1062 1402 1110 1444"></div> <p><b>Note</b> Deprecated in TOS V. 3.5.0.</p> <p>If the device has dual power supplies and power supply monitoring is enabled, this value indicates whether one or both power supplies is functioning.</p> <ul style="list-style-type: none"> <li>• 0: unknown; the device does not have dual power supplies, or power supply monitoring is disabled.</li> <li>• 1: red—critical</li> <li>• 2: yellow—warning</li> <li>• 3: green—normal</li> </ul>
resourcePowerSupplyQuantity	1.3.6.1.4.1.10734.3.3.2.5.9.2	The number of power supplies.

OBJECT	OID	DESCRIPTION
resourcePowerSupplyMonitoring	1.3.6.1.4.1.10734.3.3.2.5.9.3	Indicates if power supply monitoring is enabled: <ul style="list-style-type: none"> <li>0: disabled</li> <li>1: enabled</li> </ul>
resourcePowerSupplyTable	1.3.6.1.4.1.10734.3.3.2.5.9.4	Table of power supplies on the device. The number of entries depends on the value of the resourcePowerSupplyQuantity object. The maximum number of entries depends on the implementation. <hr/>  <b>Note</b> N-Platform devices will have only one entry because the two power supplies in those devices are monitored as one single entity. <hr/>
resourcePowerSupplyEntry	1.3.6.1.4.1.10734.3.3.2.5.9.4.1	An entry in the power supply table. Rows cannot be created or deleted.
powerSupplyUnitIndex	1.3.6.1.4.1.10734.3.3.2.5.9.4.1.1	Index of the power supply units on a device. The first entry is 1.
powerSupplyStatus	1.3.6.1.4.1.10734.3.3.2.5.9.4.1.2	If the device has dual power supplies and power supply monitoring is enabled, this value indicates whether one or both power supplies is functional. <ul style="list-style-type: none"> <li>0: unknown; the device does not have dual power supplies, or power supply monitoring is disabled.</li> <li>1: red—critical</li> <li>2: yellow—warning</li> <li>3: green—normal</li> </ul>

## System log count

The following objects provide system log statistics.

OBJECT	OID	DESCRIPTION
resourceLogCountObjs	1.3.6.1.4.1.10734.3.3.2.5.7	Sub-tree of system log entry counts, sorted by type.
resourceLogCountCritical	1.3.6.1.4.1.10734.3.3.2.5.7.1	The number of Critical syslog entries.
resourceLogCountError	1.3.6.1.4.1.10734.3.3.2.5.7.2	The number of Error syslog entries.
resourceLogCountWarning	1.3.6.1.4.1.10734.3.3.2.5.7.3	The number of Warning syslog entries.
resourceLogCountInfo	1.3.6.1.4.1.10734.3.3.2.5.7.4	The number of Info syslog entries.

## System metrics

The following objects provide system metric statistics.

OBJECT	OID	DESCRIPTION
resourceMetricObjs	1.3.6.1.4.1.10734.3.3.2.5.8	Sub-tree of selected system performance metrics.
resourceMetricFastpath	1.3.6.1.4.1.10734.3.3.2.5.8.1	Fast path throughput in bits per second.
resourceMetricSmartPath	1.3.6.1.4.1.10734.3.3.2.5.8.2	Smart path throughput in bits per second.
resourceMetricCongestion	1.3.6.1.4.1.10734.3.3.2.5.8.3	Congestion count in packets.

## System information

The following objects provide information about the system.

OBJECT	OID	DESCRIPTION
resourceVersion	1.3.6.1.4.1.10734.3.3.2.5.6	Operating system build version and date.
resourceDateTime	1.3.6.1.4.1.10734.3.3.2.5.10	Current date and time of device in seconds since January 1, 1970. There is no time zone offset.
resourceSnmpRunState	1.3.6.1.4.1.10734.3.3.2.5.11	Indicates which SNMP versions are running. <ul style="list-style-type: none"> <li>• 0: none</li> <li>• 1: SNMP v2</li> <li>• 2: SNMP v3</li> <li>• 3: Both v2 and v3</li> </ul>
resourceSnmpConfig	1.3.6.1.4.1.10734.3.3.2.5.12	Indicates which SNMP versions are configured. <ul style="list-style-type: none"> <li>• 0: none</li> <li>• 1: SNMP v2</li> <li>• 2: SNMP v3</li> <li>• 3: Both v2 and v3</li> </ul>
resourceRemoteAuthEnabled	1.3.6.1.4.1.10734.3.3.2.5.13	Indicates whether remote authentication is enabled.
resourceRemoteAuthTimeout	1.3.6.1.4.1.10734.3.3.2.5.14	The remote authentication timeout in seconds.
resourceRemoteAuthType	1.3.6.1.4.1.10734.3.3.2.5.15	Indicates which remote authentication is enabled. <ul style="list-style-type: none"> <li>• 0: none</li> <li>• 1: RADIUS</li> <li>• 2: SMS</li> <li>• 3: TACACS+</li> </ul>

## TPT-SEGMENT

Provides details of the device's segments and slots, including sFlow status and values.

### Textual conventions for slot MIB objects

OBJECT	OID	DESCRIPTION
SegmentSflowStatus	1.3.6.1.4.1.10734.3.3.2.19.1.1.3	Indicates sFlow enable/disable/applicable status for a segment.

### Segment level sFlow status and divisor value

OBJECT	OID	DESCRIPTION
segmentTable	1.3.6.1.4.1.10734.3.3.2.19.1	Table of segment-related information.
segmentEntry	1.3.6.1.4.1.10734.3.3.2.19.1.1	An entry in the segment table. Rows cannot be created or deleted.
slotIndex	1.3.6.1.4.1.10734.3.3.2.19.1.1.1	The slot index, starting with 1. For TippingPoint 10, TippingPoint 110, TippingPoint 330, and N-platform devices, all the segments are assumed to be on slot 1.
segmentIndex	1.3.6.1.4.1.10734.3.3.2.19.1.1.2	The segment index, starting with 1.
segmentSflowStatus	1.3.6.1.4.1.10734.3.3.2.19.1.1.3	sFlow status of the segment. For TippingPoint 10, TippingPoint 110, and TippingPoint 330 devices, the value is not-applicable.
sFlowDivisor	1.3.6.1.4.1.10734.3.3.2.19.1.1.4	sFlow divisor value of the segment. For TippingPoint 10, TippingPoint 110, and TippingPoint 330 devices, the value is 0.

## TPT-SFLOW

Provides sFlow status and collector information. The sFlow statistics are sent from the collector to the device.

### sFlow collectors

OBJECT	OID	DESCRIPTION
sFlowCollectorTable	1.3.6.1.4.1.10734.3.3.2.18.1	Table of sFlow collectors. Up to two collectors are supported.
sFlowCollectorEntry	1.3.6.1.4.1.10734.3.3.2.18.1.1	A collector address and port in the sFlowCollectorTable. Rows cannot be created or deleted.
collectorIndex	1.3.6.1.4.1.10734.3.3.2.18.1.1.1	Index into the sFlow collector table, starting with 1.
collectorAddr	1.3.6.1.4.1.10734.3.3.2.18.1.1.2	The IPv4 address of the collector. If the address is not set, the value will be an empty string.
udpPort	1.3.6.1.4.1.10734.3.3.2.18.1.1.3	The UDP port of the collector.

OBJECT	OID	DESCRIPTION
collectorAddrV6	1.3.6.1.4.1.10734.3.3.2.18.1.1.4	The IPv6 address of the collector. If the address is not set, the value will be an empty string.

**sFlow status**

OBJECT	OID	DESCRIPTION
sFlowStatus	1.3.6.1.4.1.10734.3.3.2.18.2	sFlow status for the device: <ul style="list-style-type: none"> <li>• 0: disabled</li> <li>• 1: enabled</li> <li>• 2: error</li> <li>• 3: not applicable</li> </ul>

**TPT-SMSMIBS**

Defines interactions between the SMS and the customer’s NMS.

**SMS top level MIBs**

OBJECT	OID	DESCRIPTION
tpt-sms-conf	1.3.6.1.4.1.10734.3.4.1	SMS conformance objects sub-tree.
tpt-sms-objs	1.3.6.1.4.1.10734.3.4.2	SMS managed objects sub-tree.
tpt-sms-events	1.3.6.1.4.1.10734.3.4.3	SMS events sub-tree that includes all payload variables needed for notifications.

**SMS conformance top-level MIBs**

OBJECT	OID	DESCRIPTION
tpt-sms-groups	1.3.6.1.4.1.10734.3.4.1.1	SMS groups sub-tree.
tpt-sms-compls	1.3.6.1.4.1.10734.3.4.1.2	SMS compliance MIBs sub-tree.

**SMS notification top-level MIBs**

OBJECT	OID	DESCRIPTION
tpt-sms-eventsV2	1.3.6.1.4.1.10734.3.4.3.0	SMS events notification MIBs.
tpt-sms-notifypayload	1.3.6.1.4.1.10734.3.4.3.1	SMS MIB variables sent as part of a notification payload.

**Model number objects**

OBJECT	OID	DESCRIPTION
tpt-sms-family	1.3.6.1.4.1.10734.1.4	Registration for the SMS.



## TPT-SMS-TRAP-MIB

Describes the notifications sent to and from an SMS device.

### SMS Notification MIBs

OBJECT	OID	DESCRIPTION
tptSmsQuarantineRequest	1.3.6.1.4.1.10734.3.4.3.0.1	The SMS asks an external NMS to quarantine an endstation using the data embedded in the request.
tptSmsQuarantineAck	1.3.6.1.4.1.10734.3.4.3.0.2	The external NMS notifies the SMS that a quarantine request was processed.
tptSmsQuarantineReleaseRequest	1.3.6.1.4.1.10734.3.4.3.0.3	The SMS asks an external NMS to unquarantine an endstation using the data embedded in the request.
tptSmsQuarantineReleaseAck	1.3.6.1.4.1.10734.3.4.3.0.4	The external NMS notifies the SMS that an unquarantine request was processed.
tptSmsQuarantinePolicyNotification	1.3.6.1.4.1.10734.3.4.3.0.5	The SMS sends notification of a policy match.
tptSmsUnQuarantineRequest	1.3.6.1.4.1.10734.3.4.3.0.6	Commands the SMS to unquarantine an endstation.
tptSmsQuarantineCommand	1.3.6.1.4.1.10734.3.4.3.0.14	Commands the SMS to quarantine an endstation.
tptSmsBoot	1.3.6.1.4.1.10734.3.4.3.0.7	Indicates that the SMS has booted.
tptSmsReboot	1.3.6.1.4.1.10734.3.4.3.0.8	Indicates that the SMS is rebooting.
tptSmsShuttingDown	1.3.6.1.4.1.10734.3.4.3.0.9	Indicates that the system is shutting down.
tptSmsReady	1.3.6.1.4.1.10734.3.4.3.0.10	Indicates that the system is ready.
tptSmsAuthenticationError	1.3.6.1.4.1.10734.3.4.3.0.11	Indicates that an authentication error has occurred.
tptSmsEgpNeighborDownstate	1.3.6.1.4.1.10734.3.4.3.0.12	Indicates that the EGP neighbor is going to downstate.
tptSmsSystemRestart	1.3.6.1.4.1.10734.3.4.3.0.13	Indicates that the server process has restarted.
tptSmsRepDvVerifySuccess	1.3.6.1.4.1.10734.3.4.3.0.15	Indicates that the Reputation DV was downloaded and verified.
tptSmsRepDvVerifyFail	1.3.6.1.4.1.10734.3.4.3.0.16	Indicates that the Reputation DV downloaded but that verification failed.
tptSmsTest	1.3.6.1.4.1.10734.3.4.3.0.17	SMS test trap.
tptSmsRebootingDevice	1.3.6.1.4.1.10734.3.4.3.0.18	Indicates that the SMS is rebooting a device.
tptDeviceNonComm	1.3.6.1.4.1.10734.3.4.3.0.19	Indicates that the SMS lost communication with a device.
tptDeviceBooted	1.3.6.1.4.1.10734.3.4.3.0.20	Indicates that a device was rebooted.

## SMS MIB Variables



**Note**

The following variables cannot be retrieved by the NMS.

OBJECT	OID	DESCRIPTION
tptSmsQuarantineNotifyId	1.3.6.1.4.1.10734.3.4.3.1.1	A unique incrementing integer assigned to each quarantine event.
tptSmsQuarantineNotifyData	1.3.6.1.4.1.10734.3.4.3.1.2	A string that identifies the device to be quarantined. The format is NAME:VALUE. Multiple parameters are separated by a new line.
tptSmsQuarantinePolicyMatchData	1.3.6.1.4.1.10734.3.4.3.1.3	A string that identifies the matching policy.
tptSmsQuarantineNotifyType	1.3.6.1.4.1.10734.3.4.3.1.4	A string that identifies the type of quarantine.
tptSmsQuarantineDeviceIP	1.3.6.1.4.1.10734.3.4.3.1.5	The IP address used as a trap parameter.
tptSmsQuarantineDeviceMAC	1.3.6.1.4.1.10734.3.4.3.1.6	The MAC address used as a trap parameter.
tptSmsQuarantineSwitchPort	1.3.6.1.4.1.10734.3.4.3.1.7	The port number or index used as a trap parameter.
tptSmsQuarantineEndpointUser	1.3.6.1.4.1.10734.3.4.3.1.8	A string that identifies the quarantined endpoint user.
tptSmsQuarantineNotifyActionList	1.3.6.1.4.1.10734.3.4.3.1.9	A string that identifies the matching policy.
tptSmsQuarantineNotifyParamList	1.3.6.1.4.1.10734.3.4.3.1.10	A string that identifies the matching policy.
tptSmsQuarantineNotifyOptionList	1.3.6.1.4.1.10734.3.4.3.1.11	A string that identifies the matching policy.
tptSmsQuarantinePolicyName	1.3.6.1.4.1.10734.3.4.3.1.12	The name of an SMS quarantine policy.
tptSmsRepDvVersion	1.3.6.1.4.1.10734.3.4.3.1.13	The Reputation DV version.
tptSmsMessage	1.3.6.1.4.1.10734.3.4.3.1.14	A generic message parameter.
tptSmsQuarantineDataGroup	1.3.6.1.4.1.10734.3.4.1.1.1	Payload of SMS quarantine traps consisting of a unique identifier and a parseable string.
tptSmsQuarantineNotifyGroup	1.3.6.1.4.1.10734.3.4.1.1.2	SMS quarantine traps sent to an NMS to indicate devices that require a quarantine operation.
tptSmsQuarantineNotifyAckGroup	1.3.6.1.4.1.10734.3.4.1.1.3	SMS quarantine traps sent to an SMS system to indicate devices that have been quarantined.
tptSmsQuarantineRequestGroup	1.3.6.1.4.1.10734.3.4.1.1.4	SMS quarantine traps received to indicate devices that require a (un)quarantine operation.

## TPT-TANK-NOTIFY

Describes the notification definitions for X-Series devices.

OBJECT	OID	DESCRIPTION
tptTankNotifyExternalVIStatus	1.3.6.1.4.1.10734.3.3.3.1.151	Indicates whether the external virtual interface is up or down.
tptTankNotifyWebFilterStatus	1.3.6.1.4.1.10734.3.3.3.1.152	Status of web filtering status.
tptTankNotifyExternalVI	1.3.6.1.4.1.10734.3.3.3.0.22	Used to inform the management station that the external virtual interface came up or went down.
tptTankNotifyWebFilter	1.3.6.1.4.1.10734.3.3.3.0.23	Used to inform the management station of the web filtering status.

## TPT-TPA-HARDWARE

Describes the device hardware and its components, including ports, chassis, fans, and power supplies.

OBJECT	OID	DESCRIPTION
hw-numSlots	1.3.6.1.4.1.10734.3.3.2.3.6	The number of slots on this device.
hw-numFans	1.3.6.1.4.1.10734.3.3.2.3.7	The number of fan subunits on the device.
hw-numPowerSupplies	1.3.6.1.4.1.10734.3.3.2.3.8	The number of power supply subunits on the device.
hw-numPEMs	1.3.6.1.4.1.10734.3.3.2.3.9	The number of power entry module subunits on the device.
hw-certificateNumber	1.3.6.1.4.1.10734.3.3.2.3.10	The hardware certificate number of the device.
hw-serialNumber	1.3.6.1.4.1.10734.3.3.2.3.11	The hardware serial number of the device.

## Notifications

The following notifications and SNMP traps send information to the management system about hardware status.

OBJECT	OID	DESCRIPTION
tptHardwareNotify	1.3.6.1.4.1.10734.3.3.3.0.7	Notification of changes in the device hardware state.
tptHardwareNotifyDeviceID	1.3.6.1.4.1.10734.3.3.3.1.1	The unique identifier of the device sending this notification.

OBJECT	OID	DESCRIPTION
tptHardwareNotifySlot	1.3.6.1.4.1.10734.3.3.3.1.2	The slot with the state change that triggered the notification. <ul style="list-style-type: none"> <li>• 11: Slot 1</li> <li>• 12: Slot 2</li> <li>• 13: Slot 3</li> <li>• 14: Slot 4</li> </ul>
tptHardwareNotifyPort	1.3.6.1.4.1.10734.3.3.3.1.3	The port with the state change that triggered the notification.
tptHardwareNotifyMeType	1.3.6.1.4.1.10734.3.3.3.1.4	The type of hardware that triggered the notification.
tptHardwareNotifyCfgType	1.3.6.1.4.1.10734.3.3.3.1.5	The configuration of the hardware that triggered the notification.
tptHardwareNotifyHIState	1.3.6.1.4.1.10734.3.3.3.1.6	The high-level hardware state: <ul style="list-style-type: none"> <li>• 0: out of service</li> <li>• 1: initializing</li> <li>• 2: active</li> <li>• 3: standby</li> <li>• 4: diagnostic</li> <li>• 5: loopback</li> <li>• 6: active-FAF</li> <li>• 7: standby-FAF</li> <li>• 8: active - degraded</li> <li>• 9: standby - degraded</li> </ul>
tptHardwareNotifyHIStateQual	1.3.6.1.4.1.10734.3.3.3.1.7	Additional information about the high-level state. The following attributes are supported: <ul style="list-style-type: none"> <li>• port-clear(0) – Non-fiber port is enabled and link state is up.</li> <li>• yellow-alarm(13) – Although the non-fiber port is enabled, its link state is down.</li> <li>• unequipped-slot(17) – The slot is unequipped and is no longer valid.</li> <li>• removed(23) – Non-fiber port is disabled.</li> <li>• no-info(24) – No information is available. This is the initial state of the port before polling begins.</li> </ul>

## Ports

The following objects provide information about the physical port hardware.

## Slot type

The use of “slot” in this MIB refers to managed hardware elements, not just the slots in which modules are inserted. Several types are used, but the following types are most common:

- 0: unequipped
- 1: chassis
- 2: backplane
- 3: controller
- 4: network interface
- 8: GigE port
- 17: power supply
- 19: fan
- 21: power entry module
- 23: 10GigE port
- 24: 40GigE port

Refer to the TPT-TPA-HARDWARE MIB file for a full list.

OBJECT	OID	DESCRIPTION
hw-slotTable	1.3.6.1.4.1.10734.3.3.2.3.1	Table of slots on the device.
hw-slotEntry	1.3.6.1.4.1.10734.3.3.2.3.1.1	An entry in the slot/port table.
slotNumber	1.3.6.1.4.1.10734.3.3.2.3.1.1.1	Slot number.
slotPort	1.3.6.1.4.1.10734.3.3.2.3.1.1.2	Port number.
slotType	1.3.6.1.4.1.10734.3.3.2.3.1.1.3	Type of managed hardware element. See <a href="#">Slot type</a> .
slotCfgType	1.3.6.1.4.1.10734.3.3.2.3.1.1.4	The configuration and redundancy of a hardware element.
slotRunState	1.3.6.1.4.1.10734.3.3.2.3.1.1.5	The high-level hardware state, such as active, initializing, or standby.
slotQualifier1	1.3.6.1.4.1.10734.3.3.2.3.1.1.6	Further qualifications and details on the high-level hardware state.
slotQualifier2	1.3.6.1.4.1.10734.3.3.2.3.1.1.7	Further qualifications and details on the high-level hardware state.
slotQualifier3	1.3.6.1.4.1.10734.3.3.2.3.1.1.8	Further qualifications and details on the high-level hardware state.
slotQualifier4	1.3.6.1.4.1.10734.3.3.2.3.1.1.9	Further qualifications and details on the high-level hardware state.
slotStartTime	1.3.6.1.4.1.10734.3.3.2.3.1.1.10	The time in seconds at which this hardware element was powered up.
slotVendorID	1.3.6.1.4.1.10734.3.3.2.3.1.1.11	The identifying number of the vendor of this hardware element.

OBJECT	OID	DESCRIPTION
slotDeviceID	1.3.6.1.4.1.10734.3.3.2.3.1.1.12	The PCI bus device ID for this slot.
slotProductID	1.3.6.1.4.1.10734.3.3.2.3.1.1.13	Displays the version and other inventory information for this hardware element.
slotFPGAVersion	1.3.6.1.4.1.10734.3.3.2.3.1.1.14	The version of the TPT FPGA chip on this hardware element.
slotInterface	1.3.6.1.4.1.10734.3.3.2.3.1.1.15	The entry in the IF-MIB interface table that corresponds to this port.
slotLineType	1.3.6.1.4.1.10734.3.3.2.3.1.1.16	The line type of the port. <ul style="list-style-type: none"> <li>0: undefined</li> <li>21: copper</li> <li>22: optical</li> <li>23: copper-sfp</li> </ul>
slotDuplexState	1.3.6.1.4.1.10734.3.3.2.3.1.1.17	The current port duplex state. <ul style="list-style-type: none"> <li>0: unknown</li> <li>1: half</li> <li>2: full</li> </ul>
slotPhysical	1.3.6.1.4.1.10734.3.3.2.3.1.1.18	Physical port number.
slotSfpQualifier1	1.3.6.1.4.1.10734.3.3.2.3.1.1.19	Type of the SFP transceiver.
slotSfpQualifier2	1.3.6.1.4.1.10734.3.3.2.3.1.1.20	Type of the SFP transceiver. Value indicates the second speed if it is supported for dual-speed transceiver.

## Chassis

The following objects provide information about the chassis.

OBJECT	OID	DESCRIPTION
hw-chasTable	1.3.6.1.4.1.10734.3.3.2.3.2	Table of chassis data for the device. Represented as a table with one row.
hw-chasEntry	1.3.6.1.4.1.10734.3.3.2.3.2.1	An entry in the chassis table.
chasNumber	1.3.6.1.4.1.10734.3.3.2.3.2.1.1	The number for this entry in the chassis table. This number is always 0 (zero).
chasType	1.3.6.1.4.1.10734.3.3.2.3.2.1.3	Type of hardware element: <ul style="list-style-type: none"> <li>0: unequipped</li> <li>1: chassis</li> </ul>

OBJECT	OID	DESCRIPTION
chasCfgType	1.3.6.1.4.1.10734.3.3.2.3.2.1.4	The chassis configuration: <ul style="list-style-type: none"> <li>• 0: unconfigured</li> <li>• 1: simplex</li> <li>• 2: duplex</li> <li>• 3: load share</li> <li>• 4: autonomous</li> </ul>
chasRunState	1.3.6.1.4.1.10734.3.3.2.3.2.1.5	The high-level hardware state of the chassis: <ul style="list-style-type: none"> <li>• 0: out of service</li> <li>• 1: initializing</li> <li>• 2: active</li> <li>• 3: standby</li> <li>• 4: diagnostic</li> <li>• 5: loopback</li> <li>• 6: active-FAF</li> <li>• 7: standby-FAF</li> <li>• 8: active - degraded</li> <li>• 9: standby - degraded</li> </ul>
chasQualifier1	1.3.6.1.4.1.10734.3.3.2.3.2.1.6	Further qualification/detail on the high-level hardware state. <ul style="list-style-type: none"> <li>• 1: degraded</li> <li>• 13: yellow alarm</li> <li>• 14: red alarm</li> <li>• 25: high temperature alarm</li> </ul>
chasQualifier2	1.3.6.1.4.1.10734.3.3.2.3.2.1.7	Further qualification/detail on the high-level hardware state. <ul style="list-style-type: none"> <li>• 1: degraded</li> <li>• 13: yellow alarm</li> <li>• 14: red alarm</li> <li>• 25: high temperature alarm</li> </ul>
chasQualifier3	1.3.6.1.4.1.10734.3.3.2.3.2.1.8	Further qualification/detail on the high-level hardware state. <ul style="list-style-type: none"> <li>• 1: degraded</li> <li>• 13: yellow alarm</li> <li>• 14: red alarm</li> <li>• 25: high temperature alarm</li> </ul>

OBJECT	OID	DESCRIPTION
chasQualifier4	1.3.6.1.4.1.10734.3.3.2.3.2.1.9	Further qualification/detail on the high-level hardware state. <ul style="list-style-type: none"> <li>1: degraded</li> <li>13: yellow alarm</li> <li>14: red alarm</li> <li>25: high temperature alarm</li> </ul>
chasStartTime	1.3.6.1.4.1.10734.3.3.2.3.2.1.10	The time at which the chassis was powered up.
chasVendorID	1.3.6.1.4.1.10734.3.3.2.3.2.1.11	The identifying number of the chassis vendor.
chasDeviceID	1.3.6.1.4.1.10734.3.3.2.3.2.1.12	An identifying number specific to the chassis.
chasProductID	1.3.6.1.4.1.10734.3.3.2.3.2.1.13	Version and other inventory information.
chasFPGAVersion	1.3.6.1.4.1.10734.3.3.2.3.2.1.14	The version of the TippingPoint FPGA chip on the chassis.

## Fans

The following objects provide information about the fan hardware. For fan health, see [Fans](#).

OBJECT	OID	DESCRIPTION
hw-fanTable	1.3.6.1.4.1.10734.3.3.2.3.3	Table of fan data for the device. Represented as a table with one row.
hw-fanEntry	1.3.6.1.4.1.10734.3.3.2.3.3.1	An entry in the fan table.
fanSubunit	1.3.6.1.4.1.10734.3.3.2.3.3.1.1	The number for this entry in the fan table. The controller is always 0 (zero).
fanType	1.3.6.1.4.1.10734.3.3.2.3.3.1.3	Type of hardware element: <ul style="list-style-type: none"> <li>0: unequipped</li> <li>19: fan controller</li> <li>20: fan subunit</li> </ul>
fanCfgType	1.3.6.1.4.1.10734.3.3.2.3.3.1.4	The fan configuration: <ul style="list-style-type: none"> <li>0: unconfigured</li> <li>1: simplex</li> <li>2: duplex</li> <li>3: load share</li> <li>4: autonomous</li> </ul>



OBJECT	OID	DESCRIPTION
fanRunState	1.3.6.1.4.1.10734.3.3.2.3.3.1.5	The high-level hardware state of the fan: <ul style="list-style-type: none"> <li>• 0: out of service</li> <li>• 1: initializing</li> <li>• 2: active</li> <li>• 3: standby</li> <li>• 4: diagnostic</li> <li>• 5: loopback</li> <li>• 6: active-FAF</li> <li>• 7: standby-FAF</li> <li>• 8: active - degraded</li> <li>• 9: standby - degraded</li> </ul>
fanQualifier1	1.3.6.1.4.1.10734.3.3.2.3.3.1.6	Further qualification/detail on the high-level hardware state. <ul style="list-style-type: none"> <li>• 1: degraded</li> <li>• 13: yellow alarm</li> <li>• 14: red alarm</li> </ul>
fanQualifier2	1.3.6.1.4.1.10734.3.3.2.3.3.1.7	Further qualification/detail on the high-level hardware state. <ul style="list-style-type: none"> <li>• 1: degraded</li> <li>• 13: yellow alarm</li> <li>• 14: red alarm</li> </ul>
fanQualifier3	1.3.6.1.4.1.10734.3.3.2.3.3.1.8	Further qualification/detail on the high-level hardware state. <ul style="list-style-type: none"> <li>• 1: degraded</li> <li>• 13: yellow alarm</li> <li>• 14: red alarm</li> </ul>
fanQualifier4	1.3.6.1.4.1.10734.3.3.2.3.3.1.9	Further qualification/detail on the high-level hardware state. <ul style="list-style-type: none"> <li>• 1: degraded</li> <li>• 13: yellow alarm</li> <li>• 14: red alarm</li> </ul>
fanStartTime	1.3.6.1.4.1.10734.3.3.2.3.3.1.10	The time at which the fan was powered up.
fanVendorID	1.3.6.1.4.1.10734.3.3.2.3.3.1.11	The identifying number of the fan vendor.
fanDeviceID	1.3.6.1.4.1.10734.3.3.2.3.3.1.12	An identifying number specific to the fan.
fanProductID	1.3.6.1.4.1.10734.3.3.2.3.3.1.13	Versions and other inventory information.

OBJECT	OID	DESCRIPTION
fanFPGAVersion	1.3.6.1.4.1.10734.3.3.2.3.3.1.14	The version of the TippingPoint FPGA chip on the fan.

## Power supply

The following objects provide information about the power supply hardware.

OBJECT	OID	DESCRIPTION
hw-psTable	1.3.6.1.4.1.10734.3.3.2.3.4	Table of power supply data for the device. Represented as a table with one row.
hw-psEntry	1.3.6.1.4.1.10734.3.3.2.3.4.1	An entry in the power supply table.
psSubunit	1.3.6.1.4.1.10734.3.3.2.3.4.1.1	The number for this entry in the power supply table. This number is always 0 (zero).
psType	1.3.6.1.4.1.10734.3.3.2.3.4.1.3	Type of hardware element: 0: unequipped 17: power supply 18: power supply sub-unit
psCfgType	1.3.6.1.4.1.10734.3.3.2.3.4.1.4	The power supply configuration: <ul style="list-style-type: none"> <li>0: unconfigured</li> <li>1: simplex</li> <li>2: duplex</li> <li>3: load share</li> <li>4: autonomous</li> </ul>
psRunState	1.3.6.1.4.1.10734.3.3.2.3.4.1.5	The high-level hardware state of the power supply: <ul style="list-style-type: none"> <li>0: out of service</li> <li>1: initializing</li> <li>2: active</li> <li>3: standby</li> <li>4: diagnostic</li> <li>5: loopback</li> <li>6: active-FAF</li> <li>7: standby-FAF</li> <li>8: active - degraded</li> <li>9: standby - degraded</li> </ul>

OBJECT	OID	DESCRIPTION
psQualifier1	1.3.6.1.4.1.10734.3.3.2.3.4.1.6	Further qualification/detail on the high-level hardware state. <ul style="list-style-type: none"> <li>1: degraded</li> <li>13: yellow alarm</li> <li>14: red alarm</li> </ul>
psQualifier2	1.3.6.1.4.1.10734.3.3.2.3.4.1.7	
psQualifier3	1.3.6.1.4.1.10734.3.3.2.3.4.1.8	
psQualifier4	1.3.6.1.4.1.10734.3.3.2.3.4.1.9	
psStartTime	1.3.6.1.4.1.10734.3.3.2.3.4.1.10	The time at which the power supply was powered up.
psVendorID	1.3.6.1.4.1.10734.3.3.2.3.4.1.11	The identifying number of the power supply vendor.
psDeviceID	1.3.6.1.4.1.10734.3.3.2.3.4.1.12	An identifying number specific to the power supply.
psProductID	1.3.6.1.4.1.10734.3.3.2.3.4.1.13	Versions and other inventory information.
psFPGAVersion	1.3.6.1.4.1.10734.3.3.2.3.4.1.14	The version of the TippingPoint FPGA chip on the power supply.

## Power entry modules

The following objects provide information about power entry modules.

OBJECT	OID	DESCRIPTION
hw-pemTable	1.3.6.1.4.1.10734.3.3.2.3.5	Table of power entry module data for the device. Represented as a table with one row.
hw-pemEntry	1.3.6.1.4.1.10734.3.3.2.3.5.1	An entry in the power entry module table.
pemSubunit	1.3.6.1.4.1.10734.3.3.2.3.5.1.1	The number for this entry in the power entry module table. This number is always 0 (zero).
pemType	1.3.6.1.4.1.10734.3.3.2.3.5.1.3	Type of hardware element: 0: unequipped 21: power entry module
pemCfgType	1.3.6.1.4.1.10734.3.3.2.3.5.1.4	The power entry module configuration: <ul style="list-style-type: none"> <li>0: unconfigured</li> <li>1: simplex</li> <li>2: duplex</li> <li>3: load share</li> <li>4: autonomous</li> </ul>

OBJECT	OID	DESCRIPTION
pemRunState	1.3.6.1.4.1.10734.3.3.2.3.5.1.5	The high-level hardware state of the power entry module: <ul style="list-style-type: none"> <li>• 0: out of service</li> <li>• 1: initializing</li> <li>• 2: active</li> <li>• 3: standby</li> <li>• 4: diagnostic</li> <li>• 5: loopback</li> <li>• 6: active-FAF</li> <li>• 7: standby-FAF</li> <li>• 8: active - degraded</li> <li>• 9: standby - degraded</li> </ul>
pemQualifier1	1.3.6.1.4.1.10734.3.3.2.3.5.1.6	Further qualification/detail on the high-level hardware state. <ul style="list-style-type: none"> <li>• 1: degraded</li> <li>• 13: yellow alarm</li> <li>• 14: red alarm</li> </ul>
pemQualifier2	1.3.6.1.4.1.10734.3.3.2.3.5.1.7	Further qualification/detail on the high-level hardware state. <ul style="list-style-type: none"> <li>• 1: degraded</li> <li>• 13: yellow alarm</li> <li>• 14: red alarm</li> </ul>
pemQualifier3	1.3.6.1.4.1.10734.3.3.2.3.5.1.8	Further qualification/detail on the high-level hardware state. <ul style="list-style-type: none"> <li>• 1: degraded</li> <li>• 13: yellow alarm</li> <li>• 14: red alarm</li> </ul>
pemQualifier4	1.3.6.1.4.1.10734.3.3.2.3.5.1.9	Further qualification/detail on the high-level hardware state. <ul style="list-style-type: none"> <li>• 1: degraded</li> <li>• 13: yellow alarm</li> <li>• 14: red alarm</li> </ul>
pemStartTime	1.3.6.1.4.1.10734.3.3.2.3.5.1.10	The time at which the power entry module was powered up.
pemVendorID	1.3.6.1.4.1.10734.3.3.2.3.5.1.11	The identifying number of the power entry module vendor.
pemDeviceID	1.3.6.1.4.1.10734.3.3.2.3.5.1.12	An identifying number specific to the power entry module.
pemProductID	1.3.6.1.4.1.10734.3.3.2.3.5.1.13	Versions and other inventory information.

OBJECT	OID	DESCRIPTION
pemFPGAVersion	1.3.6.1.4.1.10734.3.3.2.3.5.1.14	The version of the TippingPoint FPGA chip on the power entry module.

## TPT-TPAMIBS

Defines the MIB sub-trees.

### TPA top-level MIBs

OBJECT	OID	DESCRIPTION
tpt-tpa-conf	1.3.6.1.4.1.10734.3.3.1	Conformance objects sub-tree.
tpt-tpa-objs	1.3.6.1.4.1.10734.3.3.2	Managed objects sub-tree.
tpt-tpa-events	1.3.6.1.4.1.10734.3.3.3	Events sub-tree that includes all payload variables needed for notifications.

### Conformance top-level MIBs

OBJECT	OID	DESCRIPTION
tpt-tpa-groups	1.3.6.1.4.1.10734.3.3.1.1	Groups sub-tree.
tpt-tpa-compls	1.3.6.1.4.1.10734.3.3.1.2	Compliance MIBs sub-tree.

### Notification top-level MIBs

OBJECT	OID	DESCRIPTION
tpt-tpa-eventsV2	1.3.6.1.4.1.10734.3.3.3.0	Notification MIBs sub-tree.
tpt-tpa-unkparams	1.3.6.1.4.1.10734.3.3.3.1	Sub-tree for all MIB variables sent as part of a notification payload.

### Model numbers

OBJECT	OID	DESCRIPTION
tpt-tpa-family	1.3.6.1.4.1.10734.1.3	Common grouping for TippingPoint network security devices.
tpt-model-10	1.3.6.1.4.1.10734.1.3.11	Registration for the TippingPoint 10.
tpt-model-660N	1.3.6.1.4.1.10734.1.3.27	Registration for the TippingPoint 660N.
tpt-model-1400N	1.3.6.1.4.1.10734.1.3.28	Registration for the TippingPoint 1400N.
tpt-model-2500N	1.3.6.1.4.1.10734.1.3.29	Registration for the TippingPoint 2500N.
tpt-model-5100N	1.3.6.1.4.1.10734.1.3.30	Registration for the TippingPoint 5100N.
tpt-model-110	1.3.6.1.4.1.10734.1.3.31	Registration for the TippingPoint 110.
tpt-model-330	1.3.6.1.4.1.10734.1.3.32	Registration for the TippingPoint 330.
tpt-model-6100N	1.3.6.1.4.1.10734.1.3.34	Registration for the TippingPoint 6100N.

OBJECT	OID	DESCRIPTION
tpt-model-7100NX	1.3.6.1.4.1.10734.1.3.35	Registration for the TippingPoint 7100NX.
tpt-model-5200NX	1.3.6.1.4.1.10734.1.3.36	Registration for the TippingPoint 5200NX.
tpt-model-2600NX	1.3.6.1.4.1.10734.1.3.44	Registration for the TippingPoint 2600NX.
tpt-model-6200NX	1.3.6.1.4.1.10734.1.3.45	Registration for the TippingPoint 6200NX.
tpt-model-7500NX	1.3.6.1.4.1.10734.1.3.46	Registration for the TippingPoint 7500NX.

## TPT-TRAFFIC

The TPT-TRAFFIC MIB defines traffic rate-limiting information.



### Note

The MIB file includes traffic threshold information.

## Notifications

The following notifications send information to the management system when traffic thresholds are crossed and logged.

OBJECT	OID	DESCRIPTION
tptThresholdNotifyDeviceID	1.3.6.1.4.1.10734.3.3.3.1.111	The unique identifier of the device sending the threshold notification.
tptThresholdNotifyPolicyID	1.3.6.1.4.1.10734.3.3.3.1.112	The unique identifier of the policy that initiates the notification.
tptThresholdNotifySignatureID	1.3.6.1.4.1.10734.3.3.3.1.113	The unique identifier of the signature associated with the policy.
tptThresholdNotifySegmentName	1.3.6.1.4.1.10734.3.3.3.1.114	The segment to which the notification refers.
tptThresholdNotifyZonePair	1.3.6.1.4.1.10734.3.3.3.1.115	The virtual segment to which the notification refers.
tptThresholdFilterNotify	1.3.6.1.4.1.10734.3.3.3.0.17	Informs the management station that a traffic threshold filter has been crossed and the crossing logged.

## Rate limiter

The following objects provide rate-limit statistics.

OBJECT	OID	DESCRIPTION
rateLimitTable	1.3.6.1.4.1.10734.3.3.2.8.1	A table providing data about a rate-limit action set.

OBJECT	OID	DESCRIPTION
rateLimitEntry	1.3.6.1.4.1.10734.3.3.2.8.1.1	An entry in the rate-limit table. Rows cannot be added or deleted.
rateLimitGlobalID	1.3.6.1.4.1.10734.3.3.2.8.1.1.1	The global ID of a rate-limit action set.
rateLimitRequestedRate	1.3.6.1.4.1.10734.3.3.2.8.1.1.2	The bit rate in Kbps defined by the action set creator.
rateLimitActualRate	1.3.6.1.4.1.10734.3.3.2.8.1.1.3	The bit rate in Kbps defined at the hardware level.
rateLimitPacketsSent	1.3.6.1.4.1.10734.3.3.2.8.1.1.4	The number of packets sent via this action set since the table was last cleared.
rateLimitPacketsDropped	1.3.6.1.4.1.10734.3.3.2.8.1.1.5	The number of packets dropped by this action set since the table was last cleared.
rateLimitPacketsQueued	1.3.6.1.4.1.10734.3.3.2.8.1.1.6	The number of packets queued and ready to be sent via this action set.
rateLimitHistNumSeconds	1.3.6.1.4.1.10734.3.3.2.8.1.1.7	The number of seconds of valid historical sample data available.
rateLimitHistNumMinutes	1.3.6.1.4.1.10734.3.3.2.8.1.1.8	The number of minutes of valid historical sample data available.
rateLimitHistNumHours	1.3.6.1.4.1.10734.3.3.2.8.1.1.9	The number of hours of valid historical sample data available.

## Traffic threshold

The following objects provide traffic threshold statistics.

OBJECT	OID	DESCRIPTION
thresholdTable	1.3.6.1.4.1.10734.3.3.2.8.9	A table providing data about a traffic threshold filter.
thresholdEntry	1.3.6.1.4.1.10734.3.3.2.8.9.1	An entry in the traffic threshold filter list. Rows cannot be added or deleted.
thresholdGlobalID	1.3.6.1.4.1.10734.3.3.2.8.9.1.1	The global identifier of a traffic threshold filter.
thresholdState	1.3.6.1.4.1.10734.3.3.2.8.9.1.2	The state of this filter: <ul style="list-style-type: none"> <li>• Green: operating normally</li> <li>• Yellow: warning</li> <li>• Red: critical</li> </ul>
thresholdUnits	1.3.6.1.4.1.10734.3.3.2.8.9.1.3	The units monitored by this threshold filter, such as packets per second.
thresholdHistSecondsTable	1.3.6.1.4.1.10734.3.3.2.8.5	Historical sample data as recorded every second for a minute.
thresholdHistSecondsEntry	1.3.6.1.4.1.10734.3.3.2.8.5.1	An entry in the traffic threshold history seconds table.

OBJECT	OID	DESCRIPTION
thresholdHistSecondsGlobalID	1.3.6.1.4.1.10734.3.3.2.8.5.1.1	The global ID of a traffic threshold filter.
thresholdHistSecondsIndex	1.3.6.1.4.1.10734.3.3.2.8.5.1.2	The index (0–59) of a second.
thresholdHistSecondsUnitCount	1.3.6.1.4.1.10734.3.3.2.8.5.1.3	The number of filter-specific units matching the traffic criteria for this filter in the specified second.
thresholdHistSecondsTimestamp	1.3.6.1.4.1.10734.3.3.2.8.5.1.4	The time that this statistic was updated, measured in seconds since January 1, 1970.
thresholdHistMinutesTable	1.3.6.1.4.1.10734.3.3.2.8.6	Historical sample data as recorded every minute for an hour.
thresholdHistMinutesEntry	1.3.6.1.4.1.10734.3.3.2.8.6.1	An entry in the traffic threshold history minutes table.
thresholdHistMinutesGlobalID	1.3.6.1.4.1.10734.3.3.2.8.6.1.1	The global ID of a traffic threshold filter.
thresholdHistMinutesIndex	1.3.6.1.4.1.10734.3.3.2.8.6.1.2	The index (0–59) of a minute.
thresholdHistMinutesUnitCount	1.3.6.1.4.1.10734.3.3.2.8.6.1.3	The average of thresholdSecondsUnitCount values corresponding to this minute.
thresholdHistMinutesTimestamp	1.3.6.1.4.1.10734.3.3.2.8.6.1.4	The time that this statistic was updated, measured in seconds since January 1, 1970.
thresholdHistHoursTable	1.3.6.1.4.1.10734.3.3.2.8.7	Historical sample data as recorded every hour for a day.
thresholdHistHoursEntry	1.3.6.1.4.1.10734.3.3.2.8.7.1	An entry in the traffic threshold history hours table.
thresholdHistHoursGlobalID	1.3.6.1.4.1.10734.3.3.2.8.7.1.1	The global ID of a traffic threshold filter.
thresholdHistHoursIndex	1.3.6.1.4.1.10734.3.3.2.8.7.1.2	The index (0–23) of an hour.
thresholdHistHoursUnitCount	1.3.6.1.4.1.10734.3.3.2.8.7.1.3	The average of thresholdMinutesUnitCount values corresponding to this hour.
thresholdHistHoursTimestamp	1.3.6.1.4.1.10734.3.3.2.8.7.1.4	The time that this statistic was updated, measured in seconds since January 1, 1970.
thresholdHistDaysTable	1.3.6.1.4.1.10734.3.3.2.8.8	Historical sample data as recorded every hour for a day.
thresholdHistDaysEntry	1.3.6.1.4.1.10734.3.3.2.8.8.1	An entry in the traffic threshold history Days table.
thresholdHistDaysGlobalID	1.3.6.1.4.1.10734.3.3.2.8.8.1.1	The global ID of a traffic threshold filter.
thresholdHistDaysIndex	1.3.6.1.4.1.10734.3.3.2.8.8.1.2	The index (0–34) of the day.
thresholdHistDaysUnitCount	1.3.6.1.4.1.10734.3.3.2.8.8.1.3	The average of thresholdHoursUnitCount values corresponding to this day.



OBJECT	OID	DESCRIPTION
thresholdHistDaysTimestamp	1.3.6.1.4.1.10734.3.3.2.8.8.1.4	The time that this statistic was updated, measured in seconds since January 1, 1970.

## Interface traffic history

The following objects provide historical data about traffic across device interfaces.

OBJECT	OID	DESCRIPTION
interfaceHistSecondsTable	1.3.6.1.4.1.10734.3.3.2.8.10	Historical sample data as recorded every second for a minute.
interfaceHistSecondsEntry	1.3.6.1.4.1.10734.3.3.2.8.10.1	An entry in the interface history seconds table.
interfaceHistSecondsIfIndex	1.3.6.1.4.1.10734.3.3.2.8.10.1.1	The ifIndex of the interface.
interfaceHistSecondsIndex	1.3.6.1.4.1.10734.3.3.2.8.10.1.2	The index (0–59) of a second.
interfaceHistSecondsUnitCountIn	1.3.6.1.4.1.10734.3.3.2.8.10.1.3	The incoming traffic on the interface port in octets during the specified second.
interfaceHistSecondsUnitCountOut	1.3.6.1.4.1.10734.3.3.2.8.10.1.4	The outgoing traffic on the interface port in octets in the specified second.
interfaceHistSecondsTimestamp	1.3.6.1.4.1.10734.3.3.2.8.10.1.5	The time that this statistic was updated, measured in seconds since January 1, 1970.
interfaceHistMinutesTable	1.3.6.1.4.1.10734.3.3.2.8.11	Historical sample data as recorded every minute for an hour.
interfaceHistMinutesEntry	1.3.6.1.4.1.10734.3.3.2.8.11.1	An entry in the interface history minutes table.
interfaceHistMinutesIfIndex	1.3.6.1.4.1.10734.3.3.2.8.11.1.1	The ifIndex of the interface.
interfaceHistMinutesIndex	1.3.6.1.4.1.10734.3.3.2.8.11.1.2	The index (0–59) of a minute.
interfaceHistMinutesUnitCountIn	1.3.6.1.4.1.10734.3.3.2.8.11.1.3	The average of SecondsUnitCountIn values corresponding to this minute.
interfaceHistMinutesUnitCountOut	1.3.6.1.4.1.10734.3.3.2.8.11.1.4	The average of SecondsUnitCountOut values corresponding to this minute.
interfaceHistMinutesTimestamp	1.3.6.1.4.1.10734.3.3.2.8.11.1.5	The time that this statistic was updated, measured in seconds since January 1, 1970.
interfaceHistHoursTable	1.3.6.1.4.1.10734.3.3.2.8.12	Historical sample data as recorded every hour for a day.
interfaceHistHoursEntry	1.3.6.1.4.1.10734.3.3.2.8.12.1	An entry in the interface history hours table.
interfaceHistHoursIfIndex	1.3.6.1.4.1.10734.3.3.2.8.12.1.1	The ifIndex of the interface.
interfaceHistHoursIndex	1.3.6.1.4.1.10734.3.3.2.8.12.1.2	The index (0–23) of an hour.
interfaceHistHoursUnitCountIn	1.3.6.1.4.1.10734.3.3.2.8.12.1.3	The average of MinutesUnitCountIn values corresponding to this hour.

OBJECT	OID	DESCRIPTION
interfaceHistHoursUnitCountOut	1.3.6.1.4.1.10734.3.3.2.8.12.1.4	The average of MinutesUnitCountOut values corresponding to this hour.
interfaceHistHoursTimestamp	1.3.6.1.4.1.10734.3.3.2.8.12.1.5	The time that this statistic was updated, measured in seconds since January 1, 1970.
interfaceHistDaysTable	1.3.6.1.4.1.10734.3.3.2.8.13	Historical sample data as recorded every hour for a day.
interfaceHistDaysEntry	1.3.6.1.4.1.10734.3.3.2.8.13.1	An entry in the interface history Days table.
interfaceHistDaysIfIndex	1.3.6.1.4.1.10734.3.3.2.8.13.1.1	The ifIndex of the interface.
interfaceHistDaysIndex	1.3.6.1.4.1.10734.3.3.2.8.13.1.2	The index (0–34) of the day.
interfaceHistDaysUnitCountIn	1.3.6.1.4.1.10734.3.3.2.8.13.1.3	The average of HoursUnitCountIn values corresponding to this day.
interfaceHistDaysUnitCountOut	1.3.6.1.4.1.10734.3.3.2.8.13.1.4	The average of HoursUnitCountOut values corresponding to this day.
interfaceHistDaysTimestamp	1.3.6.1.4.1.10734.3.3.2.8.13.1.5	The time that this statistic was updated, measured in seconds since January 1, 1970.

## TPT-TSE

Defines TSE settings, including adaptive filtering.

### Adaptive filter configuration

The following table lists the top ten filters in the Adaptive Filter Configuration list.

OBJECT	OID	DESCRIPTION
topTenAdaptFilterTable	1.3.6.1.4.1.10734.3.3.2.7.1	Adaptive filter configuration top ten list.
topTenAdaptFilterEntry	1.3.6.1.4.1.10734.3.3.2.7.1.1	An entry in the adaptive filter configuration top ten list. Rows cannot be added or deleted.
topTenAdaptFilterRank	1.3.6.1.4.1.10734.3.3.2.7.1.1.1	The numerical ranking of a filter in the adaptive filter top ten list.
adaptFilterName	1.3.6.1.4.1.10734.3.3.2.7.1.1.2	The name of the filter.
adaptFilterUUID	1.3.6.1.4.1.10734.3.3.2.7.1.1.3	The global identifier of the filter.
adaptFilterSegment	1.3.6.1.4.1.10734.3.3.2.7.1.1.4	The segment to which the filter applies.
adaptFilterEnabledState	1.3.6.1.4.1.10734.3.3.2.7.1.1.5	The state of the filter.
adaptFilterAdaptCfgState	1.3.6.1.4.1.10734.3.3.2.7.1.1.6	Whether adaptive filter configuration is enabled for the filter.
adaptFilterSigID	1.3.6.1.4.1.10734.3.3.2.7.1.1.7	The global identifier of a signature.

OBJECT	OID	DESCRIPTION
adaptFilterProfile	1.3.6.1.4.1.10734.3.3.2.7.1.1.8	The name of the profile associated with the filter.

## Connection blocks table

The following table lists all connection blocks.

OBJECT	OID	DESCRIPTION
connectionBlockTable	1.3.6.1.4.1.10734.3.3.2.7.2	Table of connections that correspond to blocked streams.
connectionBlockEntry	1.3.6.1.4.1.10734.3.3.2.7.2.1	An entry in the connection block table. Rows cannot be added or deleted.
connectionBlockIndex	1.3.6.1.4.1.10734.3.3.2.7.2.1.1	The index number of the entry in the connection block table.
connectionBlockSrcAddr	1.3.6.1.4.1.10734.3.3.2.7.2.1.2	The source IPv4 address of a blocked connection.
connectionBlockSrcPort	1.3.6.1.4.1.10734.3.3.2.7.2.1.3	The source port of a blocked connection.
connectionBlockDestAddr	1.3.6.1.4.1.10734.3.3.2.7.2.1.4	The destination IPv4 address of a blocked connection.
connectionBlockDestPort	1.3.6.1.4.1.10734.3.3.2.7.2.1.5	The destination port of a blocked connection.
connectionBlockProtocol	1.3.6.1.4.1.10734.3.3.2.7.2.1.6	The transmission protocol of a blocked connection. <ul style="list-style-type: none"> <li>• 1: ICMP</li> <li>• 2: UDP</li> <li>• 3: TCP</li> <li>• 4: other IP</li> <li>• 5: ARP</li> <li>• 6: other ETH</li> <li>• 7: ICMP v6</li> <li>• 8: other IPV6</li> </ul>
connectionBlockPort	1.3.6.1.4.1.10734.3.3.2.7.2.1.7	The segment on which the incoming data caused the connection to be blocked.
connectionBlockReason	1.3.6.1.4.1.10734.3.3.2.7.2.1.8	The UUID of the signature that caused the block.
connectionBlockSrcAddrV6	1.3.6.1.4.1.10734.3.3.2.7.2.1.9	The source IPv6 address of a blocked connection.
connectionBlockDestAddrV6	1.3.6.1.4.1.10734.3.3.2.7.2.1.10	The destination IPv6 address of a blocked connection.

OBJECT	OID	DESCRIPTION
connectionBlockTotalCount	1.3.6.1.4.1.10734.3.3.2.7.3	The total number of connections corresponding to blocked streams. Only the first 50 are included in the connection block table.

## Rate limit streams table

The following table lists connections that have been rate-limited.

OBJECT	OID	DESCRIPTION
rateLimitStreamTable	1.3.6.1.4.1.10734.3.3.2.7.4	Table of connections that correspond to rate-limited streams.
rateLimitStreamEntry	1.3.6.1.4.1.10734.3.3.2.7.4.1	An entry in the rate-limited stream table. Rows cannot be added or deleted.
rateLimitStreamIndex	1.3.6.1.4.1.10734.3.3.2.7.4.1.1	The index number of the entry in the rate-limited stream table.
rateLimitStreamSrcAddr	1.3.6.1.4.1.10734.3.3.2.7.4.1.2	The source IPv4 address of a rate-limited stream.
rateLimitStreamSrcPort	1.3.6.1.4.1.10734.3.3.2.7.4.1.3	The source port of a rate-limited stream.
rateLimitStreamDestAddr	1.3.6.1.4.1.10734.3.3.2.7.4.1.4	The destination IPv4 address of a rate-limited stream.
rateLimitStreamDestPort	1.3.6.1.4.1.10734.3.3.2.7.4.1.5	The destination port of a rate-limited stream.
rateLimitStreamProtocol	1.3.6.1.4.1.10734.3.3.2.7.4.1.6	The protocol of a rate-limited stream. <ul style="list-style-type: none"> <li>• 1: ICMP</li> <li>• 2: UDP</li> <li>• 3: TCP</li> <li>• 4: other IP</li> <li>• 5: ARP</li> <li>• 6: other ETH</li> <li>• 7: ICMP v6</li> <li>• 8: other IPV6</li> </ul>
rateLimitStreamPort	1.3.6.1.4.1.10734.3.3.2.7.4.1.7	The segment on which the incoming data caused the connection to be rate-limited.
rateLimitStreamReason	1.3.6.1.4.1.10734.3.3.2.7.4.1.8	The UUID of the signature that caused the rate-limit.
rateLimitStreamSrcAddrV6	1.3.6.1.4.1.10734.3.3.2.7.4.1.9	The source IPv6 address of a rate-limited stream.
rateLimitStreamDestAddrV6	1.3.6.1.4.1.10734.3.3.2.7.4.1.10	The destination IPv6 address of a rate-limited stream.

OBJECT	OID	DESCRIPTION
rateLimitStreamTotalCount	1.3.6.1.4.1.10734.3.3.2.7.5	The total number of connections corresponding to rate-limited streams. Only the first 50 are included in the rate limited stream table.

## Connection trusts table

The following table lists trusted connections.

OBJECT	OID	DESCRIPTION
connectionTrustTable	1.3.6.1.4.1.10734.3.3.2.7.6.2	Table of connections that correspond to trusted streams.
connectionTrustEntry	1.3.6.1.4.1.10734.3.3.2.7.6.2.1	An entry in the connection trust table. Rows cannot be added or deleted.
connectionTrustIndex	1.3.6.1.4.1.10734.3.3.2.7.6.2.1.1	The index number of the entry in the connection trust table.
connectionTrustSrcAddr	1.3.6.1.4.1.10734.3.3.2.7.6.2.1.2	The source IPv4 address of a trusted connection.
connectionTrustSrcPort	1.3.6.1.4.1.10734.3.3.2.7.6.2.1.3	The source port of a trusted connection.
connectionTrustDestAddr	1.3.6.1.4.1.10734.3.3.2.7.6.2.1.4	The destination IPv4 address of a trusted connection.
connectionTrustDestPort	1.3.6.1.4.1.10734.3.3.2.7.6.2.1.5	The destination port of a trusted connection.
connectionTrustProtocol	1.3.6.1.4.1.10734.3.3.2.7.6.2.1.6	The protocol of a trusted connection. <ul style="list-style-type: none"> <li>• 1: ICMP</li> <li>• 2: UDP</li> <li>• 3: TCP</li> <li>• 4: other IP</li> <li>• 5: ARP</li> <li>• 6: other ETH</li> <li>• 7: ICMP v6</li> <li>• 8: other IPV6</li> </ul>
connectionTrustPort	1.3.6.1.4.1.10734.3.3.2.7.6.2.1.7	The segment on which the incoming data caused the connection to be trusted.
connectionTrustReason	1.3.6.1.4.1.10734.3.3.2.7.6.2.1.8	The UUID of the signature that caused the trust.
connectionTrustSrcAddrV6	1.3.6.1.4.1.10734.3.3.2.7.6.2.1.9	The source IPv6 address of a trusted connection.

OBJECT	OID	DESCRIPTION
connectionTrustDestAddrV6	1.3.6.1.4.1.10734.3.3.2.7.6.2.1.10	The destination IPv6 address of a trusted connection.
connectionTrustTotalCount	1.3.6.1.4.1.10734.3.3.2.7.6.3	The total number of connections corresponding to trusted streams. Only the first 50 are included in the connection trust table.

## Using HP Network Node Manager i with IPS MIBs

HP Network Node Manager i (NNMi) is a well-known commercial network management system. Much of this information can be transposed onto other network management systems.

This topic focuses on adding enterprise MIB monitoring and reporting to NNMi. The examples in this topic were created on NNMi running on Windows XP Professional Service Pack 1.



### Note

To perform the procedures in this topic, you must have installed NNMi. Refer to the NNMi documentation for more information about that product.

This topic includes the following:

- [Loading TippingPoint Enterprise MIBs](#)
- [MIB Application Builder](#)
- [Discovering the IPS](#)
- [Creating graphs with application builder](#)

## Loading TippingPoint Enterprise MIBs

Before you begin, you must configure NNMi to understand the TippingPoint Enterprise MIBs.

### Procedure

1. In the NNMi Root Map, select the Options menu.
2. Select **Load/Unload MIBs: SNMP**.
3. Load **TIPPINGPOINT-REG-MIB**.
4. Load the remaining MIBs in any order.

NNMi might prompt you when loading the MIBs to add a macro definition. This is normal behavior, and you should accept the MIB.

## MIB Application Builder

NNMi includes a tool called MIB Application Builder that allows you to build custom applications that retrieve data using SNMP and to retrieve any information stored in a MIB.

---

## Procedure

1. Select **Options => MIB Application Builder: SNMP**.

The MIB Application Builder: SNMP dialog box is displayed.

2. Select **Edit => New item**.

The application prompts you with three fields: **Application ID**, **Application Type** and **Application Title**.

- Enter 111 for the **Application ID**
- Leave the **Application Type** as **Form**
- Enter an **Application Title**

3. Select the MIB Objects that have the information that you want to view.

4. Click **Next**.

The MIB Application Builder / Add MIB Objects screen displays.

5. In the navigation tree, locate **iso.org.dod.internet.private.enterprises**.

You are now at the start of the IPS MIBs.

6. In the tree, select the variables that you want to monitor and click **Add**.

Click to return to the previous screen.

7. Depending on how you added the objects, you might need to reorder them.

You can reorder the variables by using the Up and Down arrows in the New MIB Application - Display Fields form.

8. Click **Next** to continue to the New MIB Application - NMN Integration dialog screen.

9. Enter **TippingPoint** after **Configuration->**.

The line should appear as **Configuration->TippingPoint** under **Menu Location**. This creates a menu item under the Configuration menu on the main screen.

10. You can select an object on the map. Select **Configuration** from the menu and retrieve the information you created if the device is a TippingPoint device.

11. Close the MIB Application Builder dialog box.
- 

## Discovering the IPS

By default, NNMi automatically discovers devices as they arrive on the network. This form of discovery can be a slow process and might not display devices for days (depending on the size of your network). To expedite that process, use the `loadhosts` command.

---

## Procedure

1. Open your text editor and create a file named `hosts`.
2. In the file, enter the IP address of your IPS and the hostname.

This format is similar to the UNIX `/etc/hosts` file format. For example, you might enter the following information:

```
192.168.65.20 nds10
```

3. Save the file and open a command shell.
4. Run the `loadhosts` command on the file.

The command takes the network mask and the file as arguments. For example:

```
loadhosts -m 255.255.255.0 hosts
```

---

After you run the `loadhosts` command, the device is now discovered by NNMi. When you open the Internet icon on your NNMi map, a green square displays. This icon should be your device or devices. Select this icon and choose **Configuration** from the menu bar to view the device.

NNMi has a number of built-in applications that can retrieve data from standard MIBs. For example, when you open the IPS configuration, all of the Ethernet interfaces associated with that device are displayed. When you right-click on the interface and choose **Interface Properties**, information for that interface is displayed.

## Creating graphs with application builder

You can create an application to graph the data with the MIB Application Builder tool.

---

### Procedure

1. Select the Application Builder from the Options menu.
2. Open your existing applications and double-click to edit.
3. Change the **Application Type** from a **Form** to a **Graph**.
4. Set `10` as the **Poll Interval** and `abc` as the **Y-axis** label.

You can change these settings to fit your needs.

5. To generate the graph for your device, select the IPS green square. Choose **TippingPoint** from the Configuration menu.

A graph displays for the device. Allow the graph to run about 30 seconds to begin trending the data.



