

HP TippingPoint

TippingPoint Operating System MIB Guide TOS Version 3.6

Abstract

This document is a reference guide for the TippingPoint Operating System MIBs.



5998-1407

Part number: 5998-1407
Edition: October 2013

Legal and notice information

© Copyright 2009–2013 Hewlett-Packard Development Company, L.P.

Hewlett-Packard Company makes no warranty of any kind with regard to this material, including, but not limited to, the implied warranties of merchantability and fitness for a particular purpose. Hewlett-Packard shall not be liable for errors contained herein or for incidental or consequential damages in connection with the furnishing, performance, or use of this material.

This document contains proprietary information, which is protected by copyright. No part of this document may be photocopied, reproduced, or translated into another language without the prior written consent of Hewlett-Packard. The information is provided "as is" without warranty of any kind and is subject to change without notice. The only warranties for HP products and services are set forth in the express warranty statements accompanying such products and services. Nothing herein should be construed as constituting an additional warranty. HP shall not be liable for technical or editorial errors or omissions contained herein.

TippingPoint®, the TippingPoint logo, and Digital Vaccine® are registered trademarks of Hewlett-Packard. All other company and product names may be trademarks of their respective holders. All rights reserved. This document contains confidential information, trade secrets or both, which are the property of Hewlett-Packard. No part of this documentation may be reproduced in any form or by any means or used to make any derivative work (such as translation, transformation, or adaptation) without written permission from Hewlett-Packard or one of its subsidiaries.

Adobe® and Acrobat® are trademarks of Adobe Systems Incorporated.

Intel and Itanium are trademarks or registered trademarks of Intel Corporation or its subsidiaries in the United States and other countries.

Microsoft, Windows, Windows NT, and Windows XP are U.S. registered trademarks of Microsoft Corporation.

Oracle® is a registered U.S. trademark of Oracle Corporation, Redwood City, California.

UNIX® is a registered trademark of The Open Group.

Printed in the US.

TippingPoint Operating System MIB Guide TOS Version 3.6

Publication Part Number: 5998-1407

Table of Contents

NMS and MIBs	1
Overview	1
Enabling NMS Communication	1
SNMP Walks and NMS Applications	2
Using the IPS MIBs	2
TIPPINGPOINT-REG-MIB	2
TPT-BAY	2
TPT-COMPACT-FLASH	3
TPT-DDOS	4
TPT-HEALTH	13
TPT-HIGH-AVAIL	17
TPT-HOST	21
TPT-LICENSE	22
TPT-MISC-NOTIFY	23
TPT-MULTIDV	26
TPT-NPSTATS	27
TPT-POLICY	29
TPT-PORT-CONFIG	42
TPT-PORT-MAPPING	43
TPT-RESOURCE	43
TPT-SEGMENT	50
TPT-SFLOW	51
TPT-SMSMIBS	52
TPT-SMS-TRAP-MIB	53
TPT-TPA-HARDWARE	55
TPT-TPAMIBS	62
TPT-TRAFFIC	64
TPT-TSE	69
Using HP OpenView with IPS MIBs	74
Loading TippingPoint Enterprise MIBs	74
MIB Application Builder	74
Discovering the IPS	75
Creating Graphs with Application Builder	75

List of Tables

NMS and MIBs	1
Table A-1 - TIPPINGPOINT-REG-MIB sub-trees	2
Table A-2 - Bay data objects	2
Table A-3 - Compact Flash data objects	3
Table A-4 - Compact Flash notification objects	4
Table A-5 - Rejected SYN objects	4
Table A-6 - Proxied connections objects	6
Table A-7 - Rejected connections Per Second (CPS) objects	7
Table A-8 - Accepted connections Per Second (CPS) objects	9
Table A-9 - Rejected connections Per Second (EST) objects	10
Table A-10 - Accepted connections Per Second (EST) objects	12
Table A-11 - Temperature objects	13
Table A-12 - Fan objects	14
Table A-13 - Fan objects	15
Table A-14 - Fan objects	16
Table A-15 - Global high availability objects	17
Table A-16 - Intrinsic Network HA notification objects	19
Table A-17 - Transparent HA notification objects	19
Table A-18 - ZPHA notification objects	20
Table A-19 - Performance Protection state change notification objects	20
Table A-20 - IP address table objects	21
Table A-21 - License objects	22
Table A-22 - General notification objects	23
Table A-23 - Management notification objects	23
Table A-24 - Log file rollover notifications	24
Table A-25 - System log notifications	24
Table A-26 - Quarantine notifications	25
Table A-27 - Congestion threshold notifications	25
Table A-28 - Installed DV objects	26
Table A-29 - Auxiliary DV objects	26
Table A-30 - Network processor statistics rules table objects	27
Table A-31 - Network processor tier statistics objects	27
Table A-32 - Other network processor objects	28
Table A-33 - Policy notification objects	29
Table A-34 - Policy log notification objects	33
Table A-35 - Policy variable objects	34
Table A-36 - Digital Vaccine variable objects	35
Table A-37 - Per-policy variable objects	35
Table A-38 - Top Ten Policies table objects	35
Table A-39 - Alerts by severity table objects	36
Table A-40 - Alerts by protocol table objects	36
Table A-41 - Alerts by zone table objects	37
Table A-42 - Permits by zone table objects	37
Table A-43 - Blocks by zone table objects	38
Table A-44 - P2P by zone table objects	38
Table A-45 - Frames by size table objects	38
Table A-46 - Frames by type table objects	39
Table A-47 - Packets by protocol table objects	39
Table A-48 - Port statistics table objects	40
Table A-49 - Policy name and description table objects	40
Table A-50 - Security zone pair information and statistics table objects	41
Table A-51 - Port configuration settings objects	42
Table A-52 - Port configuration settings objects	43


Table A-53 - Resource notification objects	44
Table A-54 - File system information objects	45
Table A-55 - Memory information objects	46
Table A-56 - CPU information objects	46
Table A-57 - Chassis temperature information objects	47
Table A-58 - Power supply information objects	48
Table A-59 - System log count objects	49
Table A-60 - System metric objects	49
Table A-61 - System information objects	50
Table A-62 - Textual conventions for slot MIB objects	50
Table A-63 - Segment level sFlow status and divisor value	50
Table A-64 - Textual conventions for slot MIB objects	51
Table A-65 - sFlow collector address and UDP port numbers	51
Table A-66 - Global sFlow enable/disable flag	52
Table A-67 - SMS top level MIBs	52
Table A-68 - SMS conformance top-level MIBs	52
Table A-69 - SMS notification top-level MIBs	52
Table A-70 - Model number objects	52
Table A-71 - SMS Notification MIBs	53
Table A-72 - SMS MIB Variables	54
Table A-73 - Hardware objects	55
Table A-74 - Hardware notification objects	55
Table A-75 - Port objects	56
Table A-76 - Chassis data objects	57
Table A-77 - Fan objects	58
Table A-78 - Power supply objects	60
Table A-79 - Power entry objects	61
Table A-80 - TPA top-level MIBs	62
Table A-81 - Conformance top-level MIBs	62
Table A-82 - Notification top-level MIBs	62
Table A-83 - Model Numbers	63
Table A-84 - Temperature objects	64
Table A-85 - Rate Limiter objects	64
Table A-86 - Traffic threshold objects	66
Table A-87 - Temperature objects	68
Table A-88 - Adaptive Filter Configuration objects	69
Table A-89 - Connection blocks table objects	70
Table A-90 - Rate limit streams table objects	71
Table A-91 - Connection Trusts table objects	72

NMS and MIBs

Overview

This guide describes how to configure the TippingPoint system for management by Network Management Systems (NMS), a common term for SNMP management systems. It includes the following sections:

- “Enabling NMS Communication” on page 1
- “SNMP Walks and NMS Applications” on page 2
- “Using the IPS MIBs” on page 2
 - “TIPPINGPOINT-REG-MIB” on page 2
 - “TPT-BAY” on page 2
 - “TPT-COMPACT-FLASH” on page 3
 - “TPT-DDOS” on page 4
 - “TPT-HEALTH” on page 13
 - “TPT-HIGH-AVAIL” on page 17
 - “TPT-HOST” on page 21
 - “TPT-LICENSE” on page 22
 - “TPT-MISC-NOTIFY” on page 23
 - “TPT-MULTIDV” on page 26
 - “TPT-NPSTATS” on page 27
 - “TPT-POLICY” on page 29
 - “TPT-PORT-CONFIG” on page 42
 - “TPT-PORT-MAPPING” on page 43
 - “TPT-RESOURCE” on page 43
 - “TPT-SEGMENT” on page 50
 - “TPT-SFLOW” on page 51
 - “TPT-SMS-TRAP-MIB” on page 53
 - “TPT-TPA-HARDWARE” on page 55
 - “TPT-TPAMIBS” on page 62
 - “TPT-TRAFFIC” on page 64
 - “TPT-TSE” on page 69
- “Using HP OpenView with IPS MIBs” on page 74

 **NOTE:** The MIB files are available in a .zip file and can be downloaded from the TippingPoint TMC at <https://tmc.tippingpoint.com>.

Enabling NMS Communication

Before you begin, you must enable NMS communication on the IPS. In the Command Line Interface (CLI), use the `conf t nms` command to configure the SNMP trap port number (default 162), and the community string. After you have entered this information, your NMS can manage TippingPoint IPS devices. For detailed information about the `conf t nms` command, refer to the *TippingPoint Command Line Interface Reference*.

If the IPS does not permit you to configure the NMS settings, the device might be under SMS management. Use the `conf t no sms` command to disable SMS management before continuing.

SNMP Walks and NMS Applications

NMS applications require a minimum timeout value of 2 seconds in order to perform top-level MIB walks on the TippingPoint enterprise MIBs. A correct timeout setting enables the successful completion of the walk of all the MIBs. For instructions on setting this value, refer to your NMS application documentation.

Using the IPS MIBs

This section describes the MIB files available for the IPS. You can download a .zip file containing the complete MIB files from the TMC at <https://tmc.tippingpoint.com>.

TIPPINGPOINT-REG-MIB

Defines the object identifier (OID) sub-tree assigned to TippingPoint by the Internet Assigned Numbers Agency (IANA), as well as sub-trees for registered modules, object and event definitions, agent profiles, management application requirements, and experimental definitions.

 **NOTE:** This MIB file must be loaded before you load any other TippingPoint MIB files.

Table A-1 TIPPINGPOINT-REG-MIB sub-trees

Object	OID	Description
tpt-reg*	1.3.6.1.4.1.10734.1	Sub-tree for the registered modules.
tpt-generic*	1.3.6.1.4.1.10734.2	Sub-tree for common object and event definitions.
tpt-products	1.3.6.1.4.1.10734.3	Sub-tree for specific object and event definitions.
tpt-caps*	1.3.6.1.4.1.10734.4	Sub-tree for agent profiles.
tpt-reqs*	1.3.6.1.4.1.10734.5	Sub-tree for management application requirements.
tpt-expr*	1.3.6.1.4.1.10734.6	Sub-tree for experimental definitions.

*These objects are not supported in this release.

TPT-BAY

Used to define the status and configuration of the NX-Module slots on the NX-Platform devices.

Table A-2 Bay data objects

Object	OID	Description
tpt-slot-objs	1.3.6.1.4.1.10734.3.3.2.17	Slot information.
slotTempTable	1.3.6.1.4.1.10734.3.3.2.17.1	A list of the slots on the device.
slotTempEntry	1.3.6.1.4.1.10734.3.3.2.17.1.1	An entry in the slot table. Rows cannot be added or deleted.
slotTempIndex	1.3.6.1.4.1.10734.3.3.2.17.1.1.1	The index number of the slot.
slotName	1.3.6.1.4.1.10734.3.3.2.17.1.1.2	The name of the slot.
slotModuleName	1.3.6.1.4.1.10734.3.3.2.17.1.1.3	String description of the type of module in the slot.

Table A-2 Bay data objects

Object	OID	Description
slotStatus	1.3.6.1.4.1.10734.3.3.2.17.1.1.4	The slot status. <ul style="list-style-type: none"> 0: Empty; no module is currently installed. 1: Active; a module is present in the slot and active. 2: Error. The module might have failed to initialize, or the configured module type might not match the module currently inserted in the slot.
slotModuleType	1.3.6.1.4.1.10734.3.3.2.17.1.1.6	The module type currently installed in the slot.
slotModuleSerialNum	1.3.6.1.4.1.10734.3.3.2.17.1.15	The serial number of the module currently installed in the slot.
tptSlotDeviceID	1.3.6.1.4.1.10734.3.3.3.1.281	The unique identifier of the device that is sending the notification.
tptSlotID	1.3.6.1.4.1.10734.3.3.3.1.282	The index number of the slot that is sending the notification.
tptSlotEvent	1.3.6.1.4.1.10734.3.3.3.1.283	The status of the slot. <ul style="list-style-type: none"> 0: A module has been inserted. 1: A module has been removed.
tptSlotChangeNotify	1.3.6.1.4.1.10734.3.3.3.0.54	A notification of activity on the slot. <ul style="list-style-type: none"> 0: A module has been inserted. 1: A module has been removed.

TPT-COMPACT-FLASH

Defines the status and operating mode of the external storage card.

Table A-3 Compact Flash data objects

Object	OID	Description
tpt-compact-flash	1.3.6.1.4.1.10734.3.3.2.14	Sub-tree for all external storage card information.
compactFlashPresent	1.3.6.1.4.1.10734.3.3.2.14.1	Indicates card presence. <ul style="list-style-type: none"> 0: present 1: absent
compactFlashMounted	1.3.6.1.4.1.10734.3.3.2.14.2	Indicates card mount status. <ul style="list-style-type: none"> 0: mounted 1: unmounted

Table A-3 Compact Flash data objects

Object	OID	Description
compactFlashFormatted	1.3.6.1.4.1.10734.3.3.2.14.3	Indicates card format status. <ul style="list-style-type: none"> • 0: formatted • 1: unformatted
compactFlashOperationMode	1.3.6.1.4.1.10734.3.3.2.14.4	Indicates card operation mode. <ul style="list-style-type: none"> • 0: secure mode—requires authentication • 1: auto-mount enabled—cards are automatically mounted when inserted
vendorInformation	1.3.6.1.4.1.10734.3.3.2.14.5	Sub-tree of external storage card informational details.
serialNumber	1.3.6.1.4.1.10734.3.3.2.14.5.1	Card serial number.
model	1.3.6.1.4.1.10734.3.3.2.14.5.2	Card model name.
capacity	1.3.6.1.4.1.10734.3.3.2.14.5.3	Card capacity.
revision	1.3.6.1.4.1.10734.3.3.2.14.5.4	Card firmware revision.

The following notifications and SNMP traps send information about the external storage card.

Table A-4 Compact Flash notification objects

Object	OID	Description
tptCompactFlashDeviceID	1.3.6.1.4.1.10734.3.3.3.1.261	The unique identifier of the device sending this notification.
tptCompactFlashDeviceStatus	1.3.6.1.4.1.10734.3.3.3.1.262	Card status notification.
tptCFInsertedNotify	1.3.6.1.4.1.10734.3.3.3.0.51	Notification indicating that a card was inserted.
tptCFEjectedNotify	1.3.6.1.4.1.10734.3.3.3.0.52	Notification indicating that a card was removed.

TPT-DDOS

Defines the conditions and actions for DDoS and SYN Proxy.

SYN Proxy Filter Statistics

Rejected SYNs.

Table A-5 Rejected SYNs objects

Object	OID	Description
rejectSynHistSecondsTable	1.3.6.1.4.1.10734.3.3.2.9.5	Historical (sampled) data every second for a minute.
rejectSynHistSecondsEntry	1.3.6.1.4.1.10734.3.3.2.9.5.1	An entry in the rejected SYNs per second history seconds table. Rows cannot be created or deleted.
rejectSynHistSecondsGlobalID	1.3.6.1.4.1.10734.3.3.2.9.5.1.1	The global identifier of a DDoS filter group.

Table A-5 Rejected SYNs objects

Object	OID	Description
rejectSynHistSecondsIndex	1.3.6.1.4.1.10734.3.3.2.9.5.1.2	The index (0–59) of the second.
rejectSynHistSecondsUnitCount	1.3.6.1.4.1.10734.3.3.2.9.5.1.3	The count of filter-specific units matching the criteria for this filter in the specified second.
rejectSynHistSecondsTimestamp	1.3.6.1.4.1.10734.3.3.2.9.5.1.4	The time SecondsUnitCount was updated (in seconds since January 1, 1970).
rejectSynHistMinutesTable	1.3.6.1.4.1.10734.3.3.2.9.6	Historical (sampled) data every minute for an hour.
rejectSynHistMinutesEntry	1.3.6.1.4.1.10734.3.3.2.9.6.1	An entry in the rejected SYNs per minute history seconds table. Rows cannot be created or deleted.
rejectSynHistMinutesGlobalID	1.3.6.1.4.1.10734.3.3.2.9.6.1.1	The global identifier of a DDoS filter group.
rejectSynHistMinutesIndex	1.3.6.1.4.1.10734.3.3.2.9.6.1.2	The index (0–59) of the minute.
rejectSynHistMinutesUnitCount	1.3.6.1.4.1.10734.3.3.2.9.6.1.3	The average of the SecondsUnitCount values corresponding to this minute.
rejectSynHistMinutesTimestamp	1.3.6.1.4.1.10734.3.3.2.9.6.1.4	The time MinutesUnitCount was updated (in seconds since January 1, 1970).
rejectSynHistHoursTable	1.3.6.1.4.1.10734.3.3.2.9.7	Historical (sampled) data every hour for a day.
rejectSynHistHoursEntry	1.3.6.1.4.1.10734.3.3.2.9.7.1	An entry in the rejected SYNs per hours history seconds table. Rows cannot be created or deleted.
rejectSynHistHoursGlobalID	1.3.6.1.4.1.10734.3.3.2.9.7.1.1	The global identifier of a DDoS filter group.
rejectSynHistHoursIndex	1.3.6.1.4.1.10734.3.3.2.9.7.1.2	The index (0–23) of the hour.
rejectSynHistHoursUnitCount	1.3.6.1.4.1.10734.3.3.2.9.7.1.3	The average of the MinutesUnitCount values corresponding to this hour.
rejectSynHistHoursTimestamp	1.3.6.1.4.1.10734.3.3.2.9.7.1.4	The time HoursUnitCount was updated (in seconds since January 1, 1970).
rejectSynHistDaysTable	1.3.6.1.4.1.10734.3.3.2.9.8	Historical (sampled) data every day for 35 days.
rejectSynHistDaysEntry	1.3.6.1.4.1.10734.3.3.2.9.8.1	An entry in the rejected SYNs per days history seconds table. Rows cannot be created or deleted.
rejectSynHistDaysGlobalID	1.3.6.1.4.1.10734.3.3.2.9.8.1.1	The global identifier of a DDoS filter group.
rejectSynHistDaysIndex	1.3.6.1.4.1.10734.3.3.2.9.8.1.2	The index (0–34) of the day.

Table A-5 Rejected SYNs objects

Object	OID	Description
rejectSynHistDaysUnitCount	1.3.6.1.4.1.10734.3.3.2.9.8.1.3	The average of the HoursUnitCount values corresponding to this day.
rejectSynHistDaysTimestamp	1.3.6.1.4.1.10734.3.3.2.9.8.1.4	The time DaysUnitCount was updated (in seconds since January 1, 1970).

Proxied connections.

Table A-6 Proxied connections objects

Object	OID	Description
proxyConnHistSecondsTable	1.3.6.1.4.1.10734.3.3.2.9.9	Historical (sampled) data every second for a minute.
proxyConnHistSecondsEntry	1.3.6.1.4.1.10734.3.3.2.9.9.1	An entry in the proxied connections per second history seconds table. Rows cannot be created or deleted.
proxyConnHistSecondsGlobalID	1.3.6.1.4.1.10734.3.3.2.9.9.1.1	The global identifier of a DDoS filter group.
proxyConnHistSecondsIndex	1.3.6.1.4.1.10734.3.3.2.9.9.1.2	The index (0–59) of the second.
proxyConnHistSecondsUnitCount	1.3.6.1.4.1.10734.3.3.2.9.9.1.3	The count of filter-specific units matching the criteria for this filter in the specified second.
proxyConnHistSecondsTimestamp	1.3.6.1.4.1.10734.3.3.2.9.9.1.4	The time SecondsUnitCount was updated (in seconds since January 1, 1970).
proxyConnHistMinutesTable	1.3.6.1.4.1.10734.3.3.2.9.10	Historical (sampled) data every minute for an hour.
proxyConnHistMinutesEntry	1.3.6.1.4.1.10734.3.3.2.9.10.1	An entry in the proxied connections per minute history seconds table. Rows cannot be created or deleted.
proxyConnHistMinutesGlobalID	1.3.6.1.4.1.10734.3.3.2.9.10.1.1	The global identifier of a DDoS filter group.
proxyConnHistMinutesIndex	1.3.6.1.4.1.10734.3.3.2.9.10.1.2	The index (0–59) of the minute.
proxyConnHistMinutesUnitCount	1.3.6.1.4.1.10734.3.3.2.9.10.1.3	The average of the SecondsUnitCount values corresponding to this minute.
proxyConnHistMinutesTimestamp	1.3.6.1.4.1.10734.3.3.2.9.10.1.4	The time MinutesUnitCount was updated (in seconds since January 1, 1970).
proxyConnHistHoursTable	1.3.6.1.4.1.10734.3.3.2.9.11	Historical (sampled) data every hour for a day.

Table A-6 Proxied connections objects

Object	OID	Description
proxyConnHistHoursEntry	1.3.6.1.4.1.10734.3.3.2.9.11.1	An entry in the proxied connections per hours history seconds table. Rows cannot be created or deleted.
proxyConnHistHoursGlobalID	1.3.6.1.4.1.10734.3.3.2.9.11.1.1	The global identifier of a DDoS filter group.
proxyConnHistHoursIndex	1.3.6.1.4.1.10734.3.3.2.9.11.1.2	The index (0–23) of the hour.
proxyConnHistHoursUnitCount	1.3.6.1.4.1.10734.3.3.2.9.11.1.3	The average of the MinutesUnitCount values corresponding to this hour.
proxyConnHistHoursTimestamp	1.3.6.1.4.1.10734.3.3.2.9.11.1.4	The time HoursUnitCount was updated (in seconds since January 1, 1970).
proxyConnHistDaysTable	1.3.6.1.4.1.10734.3.3.2.9.12	Historical (sampled) data every day for 35 days.
proxyConnHistDaysEntry	1.3.6.1.4.1.10734.3.3.2.9.12.1	An entry in the proxied connections per days history seconds table. Rows cannot be created or deleted.
proxyConnHistDaysGlobalID	1.3.6.1.4.1.10734.3.3.2.9.12.1.1	The global identifier of a DDoS filter group.
proxyConnHistDaysIndex	1.3.6.1.4.1.10734.3.3.2.9.12.1.2	The index (0–34) of the day.
proxyConnHistDaysUnitCount	1.3.6.1.4.1.10734.3.3.2.9.12.1.3	The average of the HoursUnitCount values corresponding to this day.
proxyConnHistDaysTimestamp	1.3.6.1.4.1.10734.3.3.2.9.12.1.4	The time DaysUnitCount was updated (in seconds since January 1, 1970).

CPS Filter Statistics

Rejected Connections Per Second (CPS)

Table A-7 Rejected connections Per Second (CPS) objects

Object	OID	Description
rejectCpsHistSecondsTable	1.3.6.1.4.1.10734.3.3.2.9.15	Historical (sampled) data every second for a minute.
rejectCpsHistSecondsEntry	1.3.6.1.4.1.10734.3.3.2.9.15.1	An entry in the rejected connections per second (CPS) per second history seconds table. Rows cannot be created or deleted.
rejectCpsHistSecondsGlobalID	1.3.6.1.4.1.10734.3.3.2.9.15.1.1	The global identifier of a DDoS filter group.
rejectCpsHistSecondsIndex	1.3.6.1.4.1.10734.3.3.2.9.15.1.2	The index (0–59) of the second.

Table A-7 Rejected connections Per Second (CPS) objects

Object	OID	Description
rejectCpsHistSecondsUnitCount	1.3.6.1.4.1.10734.3.3.2.9.15.1.3	The count of filter-specific units matching the criteria for this filter in the specified second.
rejectCpsHistSecondsTimestamp	1.3.6.1.4.1.10734.3.3.2.9.15.1.4	The time SecondsUnitCount was updated (in seconds since January 1, 1970).
rejectCpsHistMinutesTable	1.3.6.1.4.1.10734.3.3.2.9.16	Historical (sampled) data every minute for an hour.
rejectCpsHistMinutesEntry	1.3.6.1.4.1.10734.3.3.2.9.16.1	An entry in the rejected connections per second (CPS) per minute history seconds table. Rows cannot be created or deleted.
rejectCpsHistMinutesGlobalID	1.3.6.1.4.1.10734.3.3.2.9.16.1.1	The global identifier of a DDoS filter group.
rejectCpsHistMinutesIndex	1.3.6.1.4.1.10734.3.3.2.9.16.1.2	The index (0–59) of the minute.
rejectCpsHistMinutesUnitCount	1.3.6.1.4.1.10734.3.3.2.9.16.1.3	The average of the SecondsUnitCount values corresponding to this minute.
rejectCpsHistMinutesTimestamp	1.3.6.1.4.1.10734.3.3.2.9.16.1.4	The time MinutesUnitCount was updated (in seconds since January 1, 1970).
rejectCpsHistHoursTable	1.3.6.1.4.1.10734.3.3.2.9.17	Historical (sampled) data every hour for a day.
rejectCpsHistHoursEntry	1.3.6.1.4.1.10734.3.3.2.9.17.1	An entry in the rejected connections per second (CPS) per hours history seconds table. Rows cannot be created or deleted.
rejectCpsHistHoursGlobalID	1.3.6.1.4.1.10734.3.3.2.9.17.1.1	The global identifier of a DDoS filter group.
rejectCpsHistHoursIndex	1.3.6.1.4.1.10734.3.3.2.9.17.1.2	The index (0–23) of the hour.
rejectCpsHistHoursUnitCount	1.3.6.1.4.1.10734.3.3.2.9.17.1.3	The average of the MinutesUnitCount values corresponding to this hour.
rejectCpsHistHoursTimestamp	1.3.6.1.4.1.10734.3.3.2.9.17.1.4	The time HoursUnitCount was updated (in seconds since January 1, 1970).
rejectCpsHistDaysTable	1.3.6.1.4.1.10734.3.3.2.9.18	Historical (sampled) data every day for 35 days.
rejectCpsHistDaysEntry	1.3.6.1.4.1.10734.3.3.2.9.18.1	An entry in the rejected connections per second (CPS) per days history seconds table. Rows cannot be created or deleted.
rejectCpsHistDaysGlobalID	1.3.6.1.4.1.10734.3.3.2.9.18.1.1	The global identifier of a DDoS filter group.

Table A-7 Rejected connections Per Second (CPS) objects

Object	OID	Description
rejectCpsHistDaysIndex	1.3.6.1.4.1.10734.3.3.2.9.18.1.2	The index (0–34) of the day.
rejectCpsHistDaysUnitCount	1.3.6.1.4.1.10734.3.3.2.9.18.1.3	The average of the HoursUnitCount values corresponding to this day.
rejectCpsHistDaysTimestamp	1.3.6.1.4.1.10734.3.3.2.9.18.1.4	The time DaysUnitCount was updated (in seconds since January 1, 1970).

Accepted Connections Per Second (CPS)

Table A-8 Accepted connections Per Second (CPS) objects

Object	OID	Description
acceptCpsHistSecondsTable	1.3.6.1.4.1.10734.3.3.2.9.19	Historical (sampled) data every second for a minute.
acceptCpsHistSecondsEntry	1.3.6.1.4.1.10734.3.3.2.9.19.1	An entry in the accepted connections per second (CPS) per second history seconds table. Rows cannot be created or deleted.
acceptCpsHistSecondsGlobalID	1.3.6.1.4.1.10734.3.3.2.9.19.1.1	The global identifier of a DDoS filter group.
acceptCpsHistSecondsIndex	1.3.6.1.4.1.10734.3.3.2.9.19.1.2	The index (0–59) of the second.
acceptCpsHistSecondsUnitCount	1.3.6.1.4.1.10734.3.3.2.9.19.1.3	The count of filter-specific units matching the criteria for this filter in the specified second.
acceptCpsHistSecondsTimestamp	1.3.6.1.4.1.10734.3.3.2.9.19.1.4	The time SecondsUnitCount was updated (in seconds since January 1, 1970).
acceptCpsHistMinutesTable	1.3.6.1.4.1.10734.3.3.2.9.20	Historical (sampled) data every minute for an hour.
acceptCpsHistMinutesEntry	1.3.6.1.4.1.10734.3.3.2.9.20.1	An entry in the accepted connections per second (CPS) per minute history seconds table. Rows cannot be created or deleted.
acceptCpsHistMinutesGlobalID	1.3.6.1.4.1.10734.3.3.2.9.20.1.1	The global identifier of a DDoS filter group.
acceptCpsHistMinutesIndex	1.3.6.1.4.1.10734.3.3.2.9.20.1.2	The index (0–59) of the minute.
acceptCpsHistMinutesUnitCount	1.3.6.1.4.1.10734.3.3.2.9.20.1.3	The average of the SecondsUnitCount values corresponding to this minute.
acceptCpsHistMinutesTimestamp	1.3.6.1.4.1.10734.3.3.2.9.20.1.4	The time MinutesUnitCount was updated (in seconds since January 1, 1970).
acceptCpsHistHoursTable	1.3.6.1.4.1.10734.3.3.2.9.21	Historical (sampled) data every hour for a day.

Table A-8 Accepted connections Per Second (CPS) objects

Object	OID	Description
acceptCpsHistHoursEntry	1.3.6.1.4.1.10734.3.3.2.9.21.1	An entry in the accepted connections per second (CPS) per hours history seconds table. Rows cannot be created or deleted.
acceptCpsHistHoursGlobalID	1.3.6.1.4.1.10734.3.3.2.9.21.1.1	The global identifier of a DDoS filter group.
acceptCpsHistHoursIndex	1.3.6.1.4.1.10734.3.3.2.9.21.1.2	The index (0–23) of the hour.
acceptCpsHistHoursUnitCount	1.3.6.1.4.1.10734.3.3.2.9.21.1.3	The average of the MinutesUnitCount values corresponding to this hour.
acceptCpsHistHoursTimestamp	1.3.6.1.4.1.10734.3.3.2.9.21.1.4	The time HoursUnitCount was updated (in seconds since January 1, 1970).
acceptCpsHistDaysTable	1.3.6.1.4.1.10734.3.3.2.9.22	Historical (sampled) data every day for 35 days.
acceptCpsHistDaysEntry	1.3.6.1.4.1.10734.3.3.2.9.22.1	An entry in the accepted connections per second (CPS) per days history seconds table. Rows cannot be created or deleted.
acceptCpsHistDaysGlobalID	1.3.6.1.4.1.10734.3.3.2.9.22.1.1	The global identifier of a DDoS filter group.
acceptCpsHistDaysIndex	1.3.6.1.4.1.10734.3.3.2.9.22.1.2	The index (0–34) of the day.
acceptCpsHistDaysUnitCount	1.3.6.1.4.1.10734.3.3.2.9.22.1.3	The average of the HoursUnitCount values corresponding to this day.
acceptCpsHistDaysTimestamp	1.3.6.1.4.1.10734.3.3.2.9.22.1.4	The time DaysUnitCount was updated (in seconds since January 1, 1970).

EST Filter Statistics

Rejected Connections Per Second (EST).

Table A-9 Rejected connections Per Second (EST) objects

Object	OID	Description
rejectEstHistSecondsTable	1.3.6.1.4.1.10734.3.3.2.9.25	Historical (sampled) data every second for a minute.
rejectEstHistSecondsEntry	1.3.6.1.4.1.10734.3.3.2.9.25.1	An entry in the rejected connections per second (EST) per second history seconds table. Rows cannot be created or deleted.
rejectEstHistSecondsGlobalID	1.3.6.1.4.1.10734.3.3.2.9.25.1.1	The global identifier of a DDoS filter group.
rejectEstHistSecondsIndex	1.3.6.1.4.1.10734.3.3.2.9.25.1.2	The index (0–59) of the second.

Table A-9 Rejected connections Per Second (EST) objects

Object	OID	Description
rejectEstHistSecondsUnitCount	1.3.6.1.4.1.10734.3.3.2.9.25.1.3	The count of filter-specific units matching the criteria for this filter in the specified second.
rejectEstHistSecondsTimestamp	1.3.6.1.4.1.10734.3.3.2.9.25.1.4	The time SecondsUnitCount was updated (in seconds since January 1, 1970).
rejectEstHistMinutesTable	1.3.6.1.4.1.10734.3.3.2.9.26	Historical (sampled) data every minute for an hour.
rejectEstHistMinutesEntry	1.3.6.1.4.1.10734.3.3.2.9.26.1	An entry in the rejected connections per second (EST) per minute history seconds table. Rows cannot be created or deleted.
rejectEstHistMinutesGlobalID	1.3.6.1.4.1.10734.3.3.2.9.26.1.1	The global identifier of a DDoS filter group.
rejectEstHistMinutesIndex	1.3.6.1.4.1.10734.3.3.2.9.26.1.2	The index (0–59) of the minute.
rejectEstHistMinutesUnitCount	1.3.6.1.4.1.10734.3.3.2.9.26.1.3	The average of the SecondsUnitCount values corresponding to this minute.
rejectEstHistMinutesTimestamp	1.3.6.1.4.1.10734.3.3.2.9.26.1.4	The time MinutesUnitCount was updated (in seconds since January 1, 1970).
rejectEstHistHoursTable	1.3.6.1.4.1.10734.3.3.2.9.27	Historical (sampled) data every hour for a day.
rejectEstHistHoursEntry	1.3.6.1.4.1.10734.3.3.2.9.27.1	An entry in the rejected connections per second (EST) per hours history seconds table. Rows cannot be created or deleted.
rejectEstHistHoursGlobalID	1.3.6.1.4.1.10734.3.3.2.9.27.1.1	The global identifier of a DDoS filter group.
rejectEstHistHoursIndex	1.3.6.1.4.1.10734.3.3.2.9.27.1.2	The index (0–23) of the hour.
rejectEstHistHoursUnitCount	1.3.6.1.4.1.10734.3.3.2.9.27.1.3	The average of the MinutesUnitCount values corresponding to this hour.
rejectEstHistHoursTimestamp	1.3.6.1.4.1.10734.3.3.2.9.27.1.4	The time HoursUnitCount was updated (in seconds since January 1, 1970).
rejectEstHistDaysTable	1.3.6.1.4.1.10734.3.3.2.9.28	Historical (sampled) data every day for 35 days.
rejectEstHistDaysEntry	1.3.6.1.4.1.10734.3.3.2.9.28.1	An entry in the rejected connections per second (EST) per days history seconds table. Rows cannot be created or deleted.
rejectEstHistDaysGlobalID	1.3.6.1.4.1.10734.3.3.2.9.28.1.1	The global identifier of a DDoS filter group.

Table A-9 Rejected connections Per Second (EST) objects

Object	OID	Description
rejectEstHistDaysIndex	1.3.6.1.4.1.10734.3.3.2.9.28.1.2	The index (0–34) of the day.
rejectEstHistDaysUnitCount	1.3.6.1.4.1.10734.3.3.2.9.28.1.3	The average of the HoursUnitCount values corresponding to this day.
rejectEstHistDaysTimestamp	1.3.6.1.4.1.10734.3.3.2.9.28.1.4	The time DaysUnitCount was updated (in seconds since January 1, 1970).

Accepted Connections Per Second (EST).

Table A-10 Accepted connections Per Second (EST) objects

Object	OID	Description
acceptEstHistSecondsTable	1.3.6.1.4.1.10734.3.3.2.9.29	Historical (sampled) data every second for a minute.
acceptEstHistSecondsEntry	1.3.6.1.4.1.10734.3.3.2.9.29.1	An entry in the accepted connections per second (EST) per second history seconds table. Rows cannot be created or deleted.
acceptEstHistSecondsGlobalID	1.3.6.1.4.1.10734.3.3.2.9.29.1.1	The global identifier of a DDoS filter group.
acceptEstHistSecondsIndex	1.3.6.1.4.1.10734.3.3.2.9.29.1.2	The index (0–59) of the second.
acceptEstHistSecondsUnitCount	1.3.6.1.4.1.10734.3.3.2.9.29.1.3	The count of filter-specific units matching the criteria for this filter in the specified second.
acceptEstHistSecondsTimestamp	1.3.6.1.4.1.10734.3.3.2.9.29.1.4	The time SecondsUnitCount was updated (in seconds since January 1, 1970).
acceptEstHistMinutesTable	1.3.6.1.4.1.10734.3.3.2.9.30	Historical (sampled) data every minute for an hour.
acceptEstHistMinutesEntry	1.3.6.1.4.1.10734.3.3.2.9.30.1	An entry in the accepted connections per second (EST) per minute history seconds table. Rows cannot be created or deleted.
acceptEstHistMinutesGlobalID	1.3.6.1.4.1.10734.3.3.2.9.30.1.1	The global identifier of a DDoS filter group.
acceptEstHistMinutesIndex	1.3.6.1.4.1.10734.3.3.2.9.30.1.2	The index (0–59) of the minute.
acceptEstHistMinutesUnitCount	1.3.6.1.4.1.10734.3.3.2.9.30.1.3	The average of the SecondsUnitCount values corresponding to this minute.
acceptEstHistMinutesTimestamp	1.3.6.1.4.1.10734.3.3.2.9.30.1.4	The time MinutesUnitCount was updated (in seconds since January 1, 1970).
acceptEstHistHoursTable	1.3.6.1.4.1.10734.3.3.2.9.31	Historical (sampled) data every hour for a day.

Table A-10 Accepted connections Per Second (EST) objects

Object	OID	Description
acceptEstHistHoursEntry	1.3.6.1.4.1.10734.3.3.2.9.31.1	An entry in the accepted connections per second (EST) per hours history seconds table. Rows cannot be created or deleted.
acceptEstHistHoursGlobalID	1.3.6.1.4.1.10734.3.3.2.9.31.1.1	The global identifier of a DDoS filter group.
acceptEstHistHoursIndex	1.3.6.1.4.1.10734.3.3.2.9.31.1.2	The index (0–23) of the hour.
acceptEstHistHoursUnitCount	1.3.6.1.4.1.10734.3.3.2.9.31.1.3	The average of the MinutesUnitCount values corresponding to this hour.
acceptEstHistHoursTimestamp	1.3.6.1.4.1.10734.3.3.2.9.31.1.4	The time HoursUnitCount was updated (in seconds since January 1, 1970).
acceptEstHistDaysTable	1.3.6.1.4.1.10734.3.3.2.9.32	Historical (sampled) data every day for 35 days.
acceptEstHistDaysEntry	1.3.6.1.4.1.10734.3.3.2.9.32.1	An entry in the accepted connections per second (EST) per days history seconds table. Rows cannot be created or deleted.
acceptEstHistDaysGlobalID	1.3.6.1.4.1.10734.3.3.2.9.32.1.1	The global identifier of a DDoS filter group.
acceptEstHistDaysIndex	1.3.6.1.4.1.10734.3.3.2.9.32.1.2	The index (0–34) of the day.
acceptEstHistDaysUnitCount	1.3.6.1.4.1.10734.3.3.2.9.32.1.3	The average of the HoursUnitCount values corresponding to this day.
acceptEstHistDaysTimestamp	1.3.6.1.4.1.10734.3.3.2.9.32.1.4	The time DaysUnitCount was updated (in seconds since January 1, 1970).

TPT-HEALTH

Indicates the health status of the IPS. Features monitored temperatures, fan speeds, and voltage levels. The TPT-HEALTH MIB includes the following objects.

Temperature

The Temperature objects monitor the device temperature. Alarms are generated when the temperature at a sensor passes a specified threshold.

Table A-11 Temperature objects

Object	OID	Description
healthTempTable	1.3.6.1.4.1.10734.3.3.2.13.1	A table listing the readings at the device temperature sensors.
healthTempEntry	1.3.6.1.4.1.10734.3.3.2.13.1.1	An entry in the temperature table. Rows are predefined and cannot be created or deleted.
healthTempIndex	1.3.6.1.4.1.10734.3.3.2.13.1.1.1	The index number of the entry.

Table A-11 Temperature objects

Object	OID	Description
healthTempChannel	1.3.6.1.4.1.10734.3.3.2.13.1.1.2	The location of the temperature sensor. For the N-Platform, this is always at the device center.
healthTempValue	1.3.6.1.4.1.10734.3.3.2.13.1.1.3	The temperature in degrees centigrade.
healthTempSeverity	1.3.6.1.4.1.10734.3.3.2.13.1.1.4	Can be one of the following values: <ul style="list-style-type: none"> • 0: normal • 1: informational note • 2: minor • 3: major • 4: critical
healthTempThresholdType	1.3.6.1.4.1.10734.3.3.2.13.1.1.5	Determines the application of thresholds. <ul style="list-style-type: none"> • 1: minimum; value should not go below threshold. • 2: range; value should remain with a designated range. • 3: maximum; value should not go above threshold.
healthTempMajor	1.3.6.1.4.1.10734.3.3.2.13.1.1.6	The major threshold temperature in degrees centigrade.
healthTempCritical	1.3.6.1.4.1.10734.3.3.2.13.1.1.7	The critical threshold temperature in degrees centigrade.

Fans

The fan objects monitor the fan performance and health.

Table A-12 Fan objects

Object	OID	Description
healthFanTable	1.3.6.1.4.1.10734.3.3.2.13.2	A table listing all fans inside the device.
healthFanEntry	1.3.6.1.4.1.10734.3.3.2.13.2.1	An entry in the fans table. Rows are predefined and cannot be created or deleted.
healthFanIndex	1.3.6.1.4.1.10734.3.3.2.13.2.1.1	The index number of the entry.
healthFanChannel	1.3.6.1.4.1.10734.3.3.2.13.2.1.2	A string identifying the fan.
healthFanValue	1.3.6.1.4.1.10734.3.3.2.13.2.1.3	The speed of the fan in RPM.

Table A-12 Fan objects

Object	OID	Description
healthFanSeverity	1.3.6.1.4.1.10734.3.3.2.13.2.1.4	Can be one of the following values: <ul style="list-style-type: none"> • 0: normal • 1: informational note • 2: minor • 3: major • 4: critical
healthFanThresholdType	1.3.6.1.4.1.10734.3.3.2.13.2.1.5	Determines the application of thresholds. <ul style="list-style-type: none"> • 1: minimum; value should not go below threshold. • 2: range; value should remain with a designated range. • 3: maximum; value should not go above threshold.
healthFanMajor	1.3.6.1.4.1.10734.3.3.2.13.2.1.6	The major threshold speed in RPM.
healthFanMinor	1.3.6.1.4.1.10734.3.3.2.13.2.1.7	The critical threshold speed in RPM.

Voltage

The voltage objects monitor the voltage levels at various locations within the device.

Table A-13 Fan objects

Object	OID	Description
healthVoltageTable	1.3.6.1.4.1.10734.3.3.2.13.3	A table listing all voltages at various locations inside the device.
healthVoltageEntry	1.3.6.1.4.1.10734.3.3.2.13.3.1	An entry in the voltage table. Rows are predefined and cannot be created or deleted.
healthVoltageIndex	1.3.6.1.4.1.10734.3.3.2.13.3.1.1	The index number of the entry.
healthVoltageChannel	1.3.6.1.4.1.10734.3.3.2.13.3.1.2	The location of the voltage sensor.
healthVoltageValue	1.3.6.1.4.1.10734.3.3.2.13.3.1.3	The voltage reading in millivolts.
healthVoltageSeverity	1.3.6.1.4.1.10734.3.3.2.13.3.1.4	Can be one of the following values: <ul style="list-style-type: none"> • 0: normal • 1: informational note • 2: minor • 3: major • 4: critical

Table A-13 Fan objects

Object	OID	Description
healthVoltageThresholdType	1.3.6.1.4.1.10734.3.3.2.13.3.1.5	Determines the application of thresholds. <ul style="list-style-type: none"> • 1: minimum; value should not go below threshold. • 2: range; value should remain with a designated range. • 3: maximum; value should not go above threshold.
healthVoltageMajor	1.3.6.1.4.1.10734.3.3.2.13.3.1.6	The major threshold delta above or below the nominal voltage value, in millivolts.
healthVoltageMinor	1.3.6.1.4.1.10734.3.3.2.13.3.1.7	The critical threshold delta above or below the nominal voltage value, in millivolts.
healthVoltageNominal	1.3.6.1.4.1.10734.3.3.2.13.3.1.8	The optimal voltage value at this sensor location.

I2C

The I2C objects monitor the I2C bus timeouts.

Table A-14 Fan objects

Object	OID	Description
healthI2CTable	1.3.6.1.4.1.10734.3.3.2.13.4	A table listing all I2C bus timeouts.
healthI2CEntry	1.3.6.1.4.1.10734.3.3.2.13.4.1	An entry in the I2C table. Rows are predefined and cannot be created or deleted.
healthI2CIndex	1.3.6.1.4.1.10734.3.3.2.13.4.1.1	The index number of the entry.
healthI2CChannel	1.3.6.1.4.1.10734.3.3.2.13.4.1.2	Description of the I2C bus.
healthI2CValue	1.3.6.1.4.1.10734.3.3.2.13.4.1.3	The number of timeouts on this I2C bus since the device was booted.
healthI2CSeverity	1.3.6.1.4.1.10734.3.3.2.13.4.1.4	Indicates whether the number of I2C bus timeouts is acceptable or excessive. Can be one of the following values: <ul style="list-style-type: none"> • 0: normal • 1: informational note • 2: minor • 3: major • 4: critical

Table A-14 Fan objects

Object	OID	Description
healthI2CThresholdType	1.3.6.1.4.1.10734.3.3.2.13.4.1.5	Determines the application of thresholds. <ul style="list-style-type: none"> • 1: minimum; value should not go below threshold. • 2: range; value should remain with a designated range. • 3: maximum; value should not go above threshold.
healthI2CMajor	1.3.6.1.4.1.10734.3.3.2.13.4.1.6	The major threshold number of I2C bus timeouts.
healthI2CMinor	1.3.6.1.4.1.10734.3.3.2.13.4.1.7	The minor threshold number of I2C bus timeouts.

TPT-HIGH-AVAIL

Defines the conditions and actions for Intrinsic Network HA, Transparent Network HA, and Zero-Power HA, and also offers information about the current fault state of the device.

Table A-15 Global high availability objects

Object	OID	Description
highAvailTimeStamp	1.3.6.1.4.1.10734.3.3.2.6.1	The last transition of the fault state in seconds since January 1, 1970. The value is zero if the fault state has not changed since the last reboot.
highAvailFaultState	1.3.6.1.4.1.10734.3.3.2.6.2	The current fault state of the device: <ul style="list-style-type: none"> • 0: normal • 1: fallback
highAvailFaultCause	1.3.6.1.4.1.10734.3.3.2.6.3	The reason for the current fault state: <ul style="list-style-type: none"> • 0: none • 1: suspended task • 2: out of memory • 3: hardware breaking point • 4: TSE failure • 5: watchdog timeout • 6: user reset • 7: user-initiated fallback • 8: threshold failure • 9: software watchdog timeout • 10: OAM fault • 11: hard disk disabled
highAvailThresholdEnabled	1.3.6.1.4.1.10734.3.3.2.6.4	The current Layer-2 Fallback (L2FB) threshold-enabled setting for the device.

Table A-15 Global high availability objects

Object	OID	Description
highAvailThresholdPercent	1.3.6.1.4.1.10734.3.3.2.6.5	If the fallback threshold is enabled, the percent packet loss at which the device is configured to enter L2FB.
highAvailEnabled	1.3.6.1.4.1.10734.3.3.2.6.6	Indicates whether intrinsic network HA has been enabled.
highAvailTransparentState	1.3.6.1.4.1.10734.3.3.2.6.7	State of the connection to the device's transparent HA partner: <ul style="list-style-type: none"> • 0: not connected • 1: unresponsive • 2: connected
highAvailTransparentEnabled	1.3.6.1.4.1.10734.3.3.2.6.8	Indicates whether transparent HA has been enabled.
highAvailTransparentPartner	1.3.6.1.4.1.10734.3.3.2.6.9	Network address of the device's transparent HA partner.
highAvailZeroPowerState	1.3.6.1.4.1.10734.3.3.2.6.10	The current ZPHA state.
highAvailZeroPowerQuantity	1.3.6.1.4.1.10734.3.3.2.6.11	The number of segments with ZPHA modules.
highAvailZeroPowerTable	1.3.6.1.4.1.10734.3.3.2.6.12	Table of segments with ZPHA modules.
highAvailZeroPowerEntry	1.3.6.1.4.1.10734.3.3.2.6.12.1	An entry in the ZPHA table.
highAvailZeroPowerIndex	1.3.6.1.4.1.10734.3.3.2.6.12.1.1	The index number of the entry.
highAvailZeroPowerSegment	1.3.6.1.4.1.10734.3.3.2.6.12.1.2	The name of the segment on which ZPHA is enabled.
highAvailZeroPowerActive	1.3.6.1.4.1.10734.3.3.2.6.12.1.3	The current ZPHA state of the segment: <ul style="list-style-type: none"> • 0: normal, ZPHA inactive • 1: IPS bypass, ZPHA active
highAvailZeroPowerAction	1.3.6.1.4.1.10734.3.3.2.6.12.1.4	The action taken when ZPHA is active: <ul style="list-style-type: none"> • 0: unknown • 1: normal • 2: bypass
highAvailZeroPowerMode	1.3.6.1.4.1.10734.3.3.2.6.12.1.5	The fiber mode of this ZPHA: <ul style="list-style-type: none"> • 0: unknown • 2: single • 3: multi
highAvailZeroPowerPresence	1.3.6.1.4.1.10734.3.3.2.6.13	Indicates ZPHA presence: <ul style="list-style-type: none"> • 0: present • 1: absent

The following notifications and SNMP traps apply to Intrinsic Network HA.

Table A-16 Intrinsic Network HA notification objects

Object	OID	Description
tptlhaNotifyDeviceID	1.3.6.1.4.1.10734.3.3.3.1.81	The unique identifier of the device sending the notification.
tptlhaNotifyTimeStamp	1.3.6.1.4.1.10734.3.3.3.1.82	The timestamp of the notification in seconds since January 1, 1970.
tptlhaNotifyFaultState	1.3.6.1.4.1.10734.3.3.3.1.83	The current fault state of the device: <ul style="list-style-type: none"> • 0: normal • 1: fallback
tptlhaNotifyFaultCause	1.3.6.1.4.1.10734.3.3.3.1.84	The reason for the current fault state: <ul style="list-style-type: none"> • 0: none • 1: suspended task • 2: out of memory • 3: hardware breaking point • 4: TSE failure • 5: watchdog timeout • 6: user reset • 7: user-initiated fallback • 8: threshold failure • 9: software watchdog timeout • 10: OAM fault • 11: hard disk disabled
tptlhaNotify	1.3.6.1.4.1.10734.3.3.3.0.15	The notification object that informs the management station of changes in the intrinsic HA fault state of the device.

The following notifications and SNMP traps apply to Transparent Network HA.

Table A-17 Transparent HA notification objects

Object	OID	Description
tptTrhaNotifyDeviceID	1.3.6.1.4.1.10734.3.3.3.1.86	The unique identifier of the device sending the notification.
tptTrhaNotifyTimeStamp	1.3.6.1.4.1.10734.3.3.3.1.87	The timestamp of the notification in seconds since January 1, 1970.

Table A-17 Transparent HA notification objects

Object	OID	Description
tptTrhaNotifyNewState	1.3.6.1.4.1.10734.3.3.3.1.88	State of the connection to the device's transparent HA partner: <ul style="list-style-type: none"> • 0: not connected • 1: unresponsive • 2: connected
tptTrhaNotify	1.3.6.1.4.1.10734.3.3.3.0.18	The notification object that informs the management station of changes in the transparent HA state of the device.

The following notifications and SNMP traps apply to Zero-Power HA (ZPHA).

Table A-18 ZPHA notification objects

Object	OID	Description
tptZphaNotifyDeviceID	1.3.6.1.4.1.10734.3.3.3.1.161	The unique identifier of the device sending the notification.
tptZphaNotifyTimeStamp	1.3.6.1.4.1.10734.3.3.3.1.162	The timestamp of the notification in seconds since January 1, 1970.
tptZphaNotifySegmentName	1.3.6.1.4.1.10734.3.3.3.1.163	The name of the segment on which ZPHA is enabled.
tptZphaNotifyNewState	1.3.6.1.4.1.10734.3.3.3.1.164	The current ZPHA state of the segment: <ul style="list-style-type: none"> • 0: normal, ZPHA inactive • 1: IPS bypass, ZPHA active
tptZphaNotify	1.3.6.1.4.1.10734.3.3.3.0.24	The notification object that informs the management station of changes in the ZPHA state of the device.

The following notifications and SNMP traps apply to changes in the Performance Protection state.

Table A-19 Performance Protection state change notification objects

Object	OID	Description
tptPerfProtNotifyDeviceID	1.3.6.1.4.1.10734.3.3.3.1.141	The unique identifier of the device sending the notification.
tptPerfProtNotifyTimeStamp	1.3.6.1.4.1.10734.3.3.3.1.142	The timestamp of the notification in seconds since January 1, 1970.
tptPerfProtNotifyPhase	1.3.6.1.4.1.10734.3.3.3.1.143	Indicates the current performance protection mode: <ul style="list-style-type: none"> • 1: entering • 2: continuing • 3: exiting

Table A-19 Performance Protection state change notification objects

Object	OID	Description
tptPerfProtNotifyPacketLoss	1.3.6.1.4.1.10734.3.3.3.1.144	The current packet loss rate per thousand. When exiting performance protection mode, the value will always be 0 (zero).
tptPerfProtNotifyLossThreshold	1.3.6.1.4.1.10734.3.3.3.1.145	The current packet loss threshold per thousand.
tptPerfProtNotifyDuration	1.3.6.1.4.1.10734.3.3.3.1.146	The number of seconds that performance protection will be active.
tptPerfProtNotifyMissedAlerts	1.3.6.1.4.1.10734.3.3.3.1.147	The number of alerts missed during the performance protection period. When exiting performance protection mode, the value will always be 0 (zero).
tptPerfProtNotify	1.3.6.1.4.1.10734.3.3.3.0.21	The notification object that informs the management station of changes in the performance protection mode of the device.

TPT-HOST

Defines the IPS host information, the default gateway address, and indicates whether the device is currently configured for service access.

Table A-20 IP address table objects

Object	OID	Description
hostIpTable	1.3.6.1.4.1.10734.3.3.2.12.1	Table of IP addresses on the device and their attributes.
hostIpEntry	1.3.6.1.4.1.10734.3.3.2.12.1.1	An entry in the host IP address table. Rows cannot be added or deleted.
hostIpIndex	1.3.6.1.4.1.10734.3.3.2.12.1.1.1	The index number of the entry.
hostIpAddress	1.3.6.1.4.1.10734.3.3.2.12.1.1.2	IP address in CIDR format.
hostIpType	1.3.6.1.4.1.10734.3.3.2.12.1.1.3	Indicates whether the address is IPv4 or IPv6 and how it was configured. <ul style="list-style-type: none"> • 1: IPv4 • 2: IPv6, user-configured • 3: IPv6, locally configured • 4: IPv6, automatically configured
hostIpActive	1.3.6.1.4.1.10734.3.3.2.12.1.1.4	Whether the address is active. 0: inactive 1: active
hostIPv4Gateway	1.3.6.1.4.1.10734.3.3.2.12.2	The IPv4 default gateway.

Table A-20 IP address table objects

Object	OID	Description
hostIPv6Gateway	1.3.6.1.4.1.10734.3.3.2.12.3	The IPv6 default gateway. <ul style="list-style-type: none"> • 0: disabled • 1: enabled
hostIPv6Enabled	1.3.6.1.4.1.10734.3.3.2.12.5	Indicates whether IPv6 is enabled on the device. <ul style="list-style-type: none"> • 0: disabled • 1: enabled
hostIPv6AutoConfig	1.3.6.1.4.1.10734.3.3.2.12.5	Indicates whether IPv6 automatic configuration is enabled on the device.
hostFipsCfgMode	1.3.6.1.4.1.10734.3.3.2.12.6	Indicates the FIPS mode that is enabled on the device. <ul style="list-style-type: none"> • 0: disabled • 1: crypto • 2: full
hostFipsMode	1.3.6.1.4.1.10734.3.3.2.12.7	The currently active FIPS mode. <ul style="list-style-type: none"> • 0: disabled • 1: crypto • 2: full
hostSSLCert	1.3.6.1.4.1.10734.3.3.2.12.8	The currently active SSL cert. <ul style="list-style-type: none"> • 0: none • 1: temporary • 2: authorized
hostInitState	1.3.6.1.4.1.10734.3.3.2.12.9	The current host initialization state. <ul style="list-style-type: none"> • 0: in progress • 1: complete

TPT-LICENSE

Support for TippingPoint license packages, including TOS, Digital Vaccine, Reputation DV, and other services.

Table A-21 License objects

Object	OID	Description
licenseTable	1.3.6.1.4.1.10734.3.3.2.15.1	Table of licensed features.
licenseEntry	1.3.6.1.4.1.10734.3.3.2.15.1.1	An entry in the licensed features table. Rows cannot be added or deleted.
licenseEntryIndex	1.3.6.1.4.1.10734.3.3.2.15.1.1.1	The index number of the entry.
licenseEntryFeature	1.3.6.1.4.1.10734.3.3.2.15.1.1.2	The name of the licensed feature.

Table A-21 License objects

Object	OID	Description
licenseEntryStatus	1.3.6.1.4.1.10734.3.3.2.15.1.1.3	Status of the licensed feature: <ul style="list-style-type: none"> • 0: informational message • 1: license valid • 2: warning • 3: error
licenseEntryAction	1.3.6.1.4.1.10734.3.3.2.15.1.1.4	Action to take for the licensed feature. <ul style="list-style-type: none"> • 0: allow • 1: deny
licenseEntryExpiry	1.3.6.1.4.1.10734.3.3.2.15.1.1.5	The date on which this licensed feature will expire.
licenseEntryDetails	1.3.6.1.4.1.10734.3.3.2.15.1.1.6	Any additional information about this licensed feature.

TPT-MISC-NOTIFY

Notifications and SNMP traps for logs and other features.

 **NOTE:** The MIB file includes references to Network Discovery Scan. This feature is not currently supported on the TippingPoint N-Platform.

This object applies to all notifications.

Table A-22 General notification objects

Object	OID	Description
tptMiscNotifyDeviceID	1.3.6.1.4.1.10734.3.3.3.1.31	The unique identifier of the device sending the notification. This is the first payload parameter for all notifications in the TPT-MISC-NOTIFY module.

The following notifications and SNMP traps communicate with the management station.

Table A-23 Management notification objects

Object	OID	Description
tptManagedNotify	1.3.6.1.4.1.10734.3.3.3.0.9	Informs the management station that the device is now being managed by that station.
tptUnmanagedNotify	1.3.6.1.4.1.10734.3.3.3.0.10	Informs the management station that the device is no longer being managed by that station.

Log File Rollover Notifications

The following notifications and SNMP traps are generated when the log file rolls over.

Table A-24 Log file rollover notifications

Object	OID	Description
tptRolloverNotify	1.3.6.1.4.1.10734.3.3.3.0.11	Informs the management station that a log file has rolled over.
tptRolloverNotifyFileType	1.3.6.1.4.1.10734.3.3.3.1.32	The type of log file that has rolled over. <ul style="list-style-type: none"> • 1: system • 2: alert • 3: block • 4: peer • 5: audit • 6: quarantine
tptRolloverNotifyMaxFiles	1.3.6.1.4.1.10734.3.3.3.1.33	The maximum number of files maintained for this type of log file.
tptRolloverNotifyNumFiles	1.3.6.1.4.1.10734.3.3.3.1.34	The number of files that have rolled over.
tptRolloverNotifyTime	1.3.6.1.4.1.10734.3.3.3.1.35	The rollover time of most recent file pertaining to this notification, in seconds since January 1, 1970.

System Log Notifications

The following notifications and SNMP traps are generated when a critical message, error message, or warning is logged in the system log.

Table A-25 System log notifications

Object	OID	Description
tptSystemLogNotify	1.3.6.1.4.1.10734.3.3.3.0.16	The notification that a critical message, error message, or warning has been logged.
tptSystemLogNotifyText	1.3.6.1.4.1.10734.3.3.3.1.92	The text of the message being logged.
tptSystemLogNotifySequence	1.3.6.1.4.1.10734.3.3.3.1.93	The log file entry sequence number corresponding to this notification.
tptSystemLogNotifySeverity	1.3.6.1.4.1.10734.3.3.3.1.94	The severity of the attack: <ul style="list-style-type: none"> • 1: critical • 2: error • 4: warning
tptSystemLogNotifyTimeSec	1.3.6.1.4.1.10734.3.3.3.1.95	The time that this message was logged, in seconds since January 1, 1970.
tptSystemLogNotifyTimeNano	1.3.6.1.4.1.10734.3.3.3.1.96	The nanoseconds portion of tptSystemLogNotifyTimeSec.

Quarantine Notifications

The following notifications and SNMP traps are generated by quarantine actions.

Table A-26 Quarantine notifications

Object	OID	Description
tptQuarantineNotify	1.3.6.1.4.1.10734.3.3.3.0.20	The notification that indicates that a host has been added to or removed from the quarantine list.
tptQuarantineNotifyNetAddr	1.3.6.1.4.1.10734.3.3.3.1.132	The network address of the host being quarantined or removed from the quarantine list.
tptQuarantineNotifyHostNetAddr V6	1.3.6.1.4.1.10734.3.3.3.1.133	The IPv6 network address of the host.
tptQuarantineNotifyReason	1.3.6.1.4.1.10734.3.3.3.1.134	The reason that the host was quarantined. The parameter is undefined if the host was removed.
tptQuarantineNotifySegmentName	1.3.6.1.4.1.10734.3.3.3.1.135	The segment related to the quarantine or removal from the quarantine list.
tptQuarantineNotifyAction	1.3.6.1.4.1.10734.3.3.3.1.136	Whether the host was added to or removed from the quarantine list. <ul style="list-style-type: none"> • 1: add • 2: remove

Congestion Notifications

The following notifications and SNMP traps are generated when congestion thresholds are met.

Table A-27 Congestion threshold notifications

Object	OID	Description
tptCongestionPacketLoss	1.3.6.1.4.1.10734.3.3.3.1.153	The current packet-loss rate per thousand.
tptCongestionNotifyPhase	1.3.6.1.4.1.10734.3.3.3.1.154	Indicates whether the device is entering, continuing, or exiting congestion threshold mode. <ul style="list-style-type: none"> • 1: entering • 2: continuing • 3: exiting
tptCongestionThreshold	1.3.6.1.4.1.10734.3.3.3.1.155	The current packet-loss threshold per thousand.
tptTier3CongestionPacketLoss	1.3.6.1.4.1.10734.3.3.3.1.156	The current Tier 3 packet-loss rate per thousand.
tptTier3CongestionNotifyPhase	1.3.6.1.4.1.10734.3.3.3.1.157	Indicates whether the device is entering, continuing, or exiting Tier 3 congestion threshold mode.

Table A-27 Congestion threshold notifications

Object	OID	Description
tptTier3CongestionThreshold	1.3.6.1.4.1.10734.3.3.3.1.158	The current Tier 3 packet-loss threshold per thousand.
tptCongestionThresholdNotify	1.3.6.1.4.1.10734.3.3.3.0.25	The notification that the device-wide congestion has reached the configured congestion threshold.
tptiTier3CongestionNotify	1.3.6.1.4.1.10734.3.3.3.0.26	The notification that the Tier 3 congestion has reached the configured congestion threshold.

TPT-MULTIDV

Manages the Multiple Digital Vaccine feature. This feature allows the IPS to manage multiple types of Digital Vaccine packages, if they are currently available from TippingPoint.

Table A-28 Installed DV objects

Object	OID	Description
installedDVTable	1.3.6.1.4.1.10734.3.3.2.1.10.2.1	Table of installed Digital Vaccine (DV) packages.
installedDVEntry	1.3.6.1.4.1.10734.3.3.2.1.10.2.1.1	An entry in the Installed DV table. Rows cannot be added or removed.
installedDVIndex	1.3.6.1.4.1.10734.3.3.2.1.10.2.1.1.1	The index number of the entry.
installedDVVersion	1.3.6.1.4.1.10734.3.3.2.1.10.2.1.1.2	The installed DV version in string format: MAJOR.MINOR.PATCH.BUILD
installedDVIsActive	1.3.6.1.4.1.10734.3.3.2.1.10.2.1.1.3	Indicates whether the DV is active. <ul style="list-style-type: none"> • 0: inactive • 1: active

Table A-29 Auxiliary DV objects

Object	OID	Description
auxiliaryDVTable	1.3.6.1.4.1.10734.3.3.2.1.10.2.1	Table of auxiliary Digital Vaccine (DV) packages.
auxiliaryDVEntry	1.3.6.1.4.1.10734.3.3.2.1.10.2.1.1	An entry in the Auxiliary DV table. Rows cannot be added or removed.
auxiliaryDVIndex	1.3.6.1.4.1.10734.3.3.2.1.10.2.1.1.1	The index number of the entry.
auxiliaryDVType	1.3.6.1.4.1.10734.3.3.2.1.10.2.1.1.2	The type of the auxiliary DV.
auxiliaryDVName	1.3.6.1.4.1.10734.3.3.2.1.10.2.1.1.3	The name of the auxiliary DV.

Table A-29 Auxiliary DV objects

Object	OID	Description
auxiliaryDVVersion	1.3.6.1.4.1.10734.3.3.2.1.10.2.1.1.4	The auxiliary DV version number.
auxiliaryDVPackage	1.3.6.1.4.1.10734.3.3.2.1.10.2.1.1.5	The auxiliary DV version in string format: major.minor.patch.build

TPT-NPSTATS

Lists network processor (NP) tier statistics.

The following objects apply to the NP statistics rules table.

Table A-30 Network processor statistics rules table objects

Object	OID	Description
npstatsRulesTable	1.3.6.1.4.1.10734.3.3.2.10.1	A table of network processor statistics, sorted in descending order of the number of flows.
npstatsRulesEntry	1.3.6.1.4.1.10734.3.3.2.10.1.1	An entry in the network processor statistics rules table. Rows cannot be added or deleted.
npstatsRulesRank	1.3.6.1.4.1.10734.3.3.2.10.1.1	The numerical ranking in the table.
npstatsRulesFilter	1.3.6.1.4.1.10734.3.3.2.10.1.2	The filter number.
npstatsRulesFlows	1.3.6.1.4.1.10734.3.3.2.10.1.3	The number of flows that have triggered the filter.
npstatsRulesSuccess	1.3.6.1.4.1.10734.3.3.2.10.1.4	The number of times the filter has been successfully matched.
npstatsRulesTotalPercent	1.3.6.1.4.1.10734.3.3.2.10.1.5	The number of flows that have triggered this filter as a percentage of all flows through the device.
npstatsRulesSuccessPer10K	1.3.6.1.4.1.10734.3.3.2.10.1.6	The number of filter matches for every 10,000 flows triggered.

The following objects apply to the NP tier statistics.

Table A-31 Network processor tier statistics objects

Object	OID	Description
npstatsTiersTable	1.3.6.1.4.1.10734.3.3.2.10.2	A table of network processor statistics, sorted by tier.
npstatsTiersEntry	1.3.6.1.4.1.10734.3.3.2.10.2.1	An entry in the network processor statistics tiers table.
npstatsTierNumber	1.3.6.1.4.1.10734.3.3.2.10.2.1.1	The tier number.
npstatsTiersReceiveMbps	1.3.6.1.4.1.10734.3.3.2.10.2.1.2	The current receive rate on the tier in Mbps.

Table A-31 Network processor tier statistics objects

Object	OID	Description
npstatsTiersTransmitMbps	1.3.6.1.4.1.10734.3.3.2.10.2.1.3	The current transmit rate on the tier in Mbps.
npstatsTiersRxPktsPerSec	1.3.6.1.4.1.10734.3.3.2.10.2.1.4	The current receive rate in packets per second.
npstatsTiersMaxPktsPerSec	1.3.6.1.4.1.10734.3.3.2.10.2.1.5	The maximum receive rate in packets per second.
npstatsTiersAvgBytesPerPkt	1.3.6.1.4.1.10734.3.3.2.10.2.1.6	The average packet size in bytes.
npstatsTiersUtilizationPercent	1.3.6.1.4.1.10734.3.3.2.10.2.1.7	The percent utilization of this tier.
npstatsTiersTiersRatioToNextPer10K	1.3.6.1.4.1.10734.3.3.2.10.2.1.8	The ratio of this tier's throughput to the next per 10,000.
npstatsTiersMaxReceiveMbps	1.3.6.1.4.1.10734.3.3.2.10.2.1.9	The maximum receive rate in Mbps
npstatsTiersMaxTransmitMbps	1.3.6.1.4.1.10734.3.3.2.10.2.1.10	The maximum transmit rate in Mbps.

The following objects apply to other NP statistics.

Table A-32 Other network processor objects

Object	OID	Description
npstatsTiersExtra	1.3.6.1.4.1.10734.3.3.2.10.3	A list of additional network processor statistics information.
npstatsTier1BypassMbps	1.3.6.1.4.1.10734.3.3.2.10.3.1	The current bypass rate in Mbps.
npstatsTier1Balance	1.3.6.1.4.1.10734.3.3.2.10.3.2	The load balance across network processors. A value of 1000 is exactly balanced, and 0 indicates all traffic is being handled on one processor.
npstatsTier1MaxPktsPerSecA	1.3.6.1.4.1.10734.3.3.2.10.3.3	The maximum processor A receive rate in packets per second.
npstatsTier1MaxPktsPerSecB	1.3.6.1.4.1.10734.3.3.2.10.3.4	The maximum processor B receive rate in packets per second. Processor B is only available on the TippingPoint 2500N and 5100N.
npstatsTier1TxPktsPerSec	1.3.6.1.4.1.10734.3.3.2.10.3.8	The transmit rate in packets per second.
npstatsTier1MaxTxPktsPerSec	1.3.6.1.4.1.10734.3.3.2.10.3.9	The maximum transmit rate in packets per second.
npstatsTier4TriggerMatchPer1000	1.3.6.1.4.1.10734.3.3.2.10.3.5	Proportion of traffic inspected because of a trigger match (percent value times 100).
npstatsTier4ReroutePer1000	1.3.6.1.4.1.10734.3.3.2.10.3.6	Proportion of traffic inspected because of a reroute (percent value times 100).

Table A-32 Other network processor objects

Object	OID	Description
npstatsTier4ProtoDcdPer1000	1.3.6.1.4.1.10734.3.3.2.10.3.11	Percentage of reroute packets that are sent to TCP reassembly when additional analysis is required of a protocol. Protocols that need further analysis include FTP commands, Telnet, HTTP encoded frames, Microsoft SMB frames, and Microsoft RPC frames.
npstatsTier4TcpSequencePer1000	1.3.6.1.4.1.10734.3.3.2.10.3.7	Proportion of traffic inspected because of TCP sequence (percent value times 100).
npstatsTier1MaxPktsPerSecC	1.3.6.1.4.1.10734.3.3.2.10.3.10	The maximum receive rate for processor C in packets per second.
npstatsMisc	1.3.6.1.4.1.10734.3.3.2.10.4	Miscellaneous network processor statistical information.
npstatsMiscTxPktsBestEffort	1.3.6.1.4.1.10734.3.3.2.10.4.1	The number of packets transmitted due to best effort mode.

TPT-POLICY

Defines variable definitions, Digital Vaccine information, reports, policy information, and policy notification information.

Policy Notifications

The following notifications and SNMP traps are generated by policy actions.

Table A-33 Policy notification objects

Object	OID	Description
tptPolicyNotify	1.3.6.1.4.1.10734.3.3.3.0.8	The notification that a policy action has resulted from a signature match.
tptPolicyNotifyClientip	1.3.6.1.4.1.10734.3.3.3.1.139	The client IP address associated with the notification.
tptPolicyNotifyDeviceID	1.3.6.1.4.1.10734.3.3.3.1.11	The unique identifier of the device sending the policy notification.
tptPolicyNotifyMetadata	1.3.6.1.4.1.10734.3.3.3.1.140	Additional event information associated with the notification.
tptPolicyNotifyPolicyID	1.3.6.1.4.1.10734.3.3.3.1.12	The unique identifier of the policy that causes the notification.
tptPolicyNotifySignatureID	1.3.6.1.4.1.10734.3.3.3.1.13	The unique identifier of the signature matching the incoming data stream.
tptPolicyNotifySegmentName	1.3.6.1.4.1.10734.3.3.3.1.14	The name of the segment to which the notification applies.

Table A-33 Policy notification objects

Object	OID	Description
tptPolicyNotifySrcNetAddr	1.3.6.1.4.1.10734.3.3.3.1.15	The IPv4 address of the source of the packet that triggered the policy action.
tptPolicyNotifySrcNetAddrV6	1.3.6.1.4.1.10734.3.3.3.1.128	The IPv6 address of the source of the packet that triggered the policy action.
tptPolicyNotifySrcNetPort	1.3.6.1.4.1.10734.3.3.3.1.16	The source port of the packet that triggered the policy action.
tptPolicyNotifyDestNetAddr	1.3.6.1.4.1.10734.3.3.3.1.17	The IPv4 address of the destination of the packet that triggered the policy action.
tptPolicyNotifyDestNetAddrV6	1.3.6.1.4.1.10734.3.3.3.1.129	The IPv6 address of the destination of the packet that triggered the policy action.
tptPolicyNotifyDestNetPort	1.3.6.1.4.1.10734.3.3.3.1.18	The destination port of the packet that triggered the policy action.
tptPolicyNotifyStartTimeSec	1.3.6.1.4.1.10734.3.3.3.1.19	The time at which the policy was first triggered, marking the start of the aggregation period for this notification. Measured in seconds since January 1, 1970.
tptPolicyNotifyAlertAction	1.3.6.1.4.1.10734.3.3.3.1.20	The action associated with this notification. <ul style="list-style-type: none"> • 1: deny • 2: allow
tptPolicyNotifyConfigAction	1.3.6.1.4.1.10734.3.3.3.1.21	The action configured for the policy, which in some cases can differ from the action associated with the notification. <ul style="list-style-type: none"> • 1: deny • 2: allow
tptPolicyNotifyComponentID	1.3.6.1.4.1.10734.3.3.3.1.22	The component identifier of the policy that causes the notification: <ul style="list-style-type: none"> • 0: invalid • 1: deny • 2: allow • 7: alert • 8: block • 9: peer
tptPolicyNotifyHitCount	1.3.6.1.4.1.10734.3.3.3.1.23	The number of policy hits occurring during the aggregation period for this notification.
tptPolicyNotifyAggregationPeriod	1.3.6.1.4.1.10734.3.3.3.1.24	The duration of the aggregation period for this notification, in minutes.

Table A-33 Policy notification objects

Object	OID	Description
tptPolicyNotifySrcNetAddr	1.3.6.1.4.1.10734.3.3.3.1.15	The IPv4 address of the source of the packet that triggered the policy action.
tptPolicyNotifySrcNetAddrV6	1.3.6.1.4.1.10734.3.3.3.1.128	The IPv6 address of the source of the packet that triggered the policy action.
tptPolicyNotifySrcNetPort	1.3.6.1.4.1.10734.3.3.3.1.16	The source port of the packet that triggered the policy action.
tptPolicyNotifyDestNetAddr	1.3.6.1.4.1.10734.3.3.3.1.17	The IPv4 address of the destination of the packet that triggered the policy action.
tptPolicyNotifyDestNetAddrV6	1.3.6.1.4.1.10734.3.3.3.1.129	The IPv6 address of the destination of the packet that triggered the policy action.
tptPolicyNotifyDestNetPort	1.3.6.1.4.1.10734.3.3.3.1.18	The destination port of the packet that triggered the policy action.
tptPolicyNotifyStartTimeSec	1.3.6.1.4.1.10734.3.3.3.1.19	The time at which the policy was first triggered, marking the start of the aggregation period for this notification. Measured in seconds since January 1, 1970.
tptPolicyNotifyAlertAction	1.3.6.1.4.1.10734.3.3.3.1.20	The action associated with this notification. <ul style="list-style-type: none"> • 1: deny • 2: allow
tptPolicyNotifyConfigAction	1.3.6.1.4.1.10734.3.3.3.1.21	The action configured for the policy, which in some cases can differ from the action associated with the notification. <ul style="list-style-type: none"> • 1: deny • 2: allow
tptPolicyNotifyComponentID	1.3.6.1.4.1.10734.3.3.3.1.22	The component identifier of the policy that causes the notification: <ul style="list-style-type: none"> • 0: invalid • 1: deny • 2: allow • 7: alert • 8: block • 9: peer
tptPolicyNotifyHitCount	1.3.6.1.4.1.10734.3.3.3.1.23	The number of policy hits occurring during the aggregation period for this notification.
tptPolicyNotifyAggregationPeriod	1.3.6.1.4.1.10734.3.3.3.1.24	The duration of the aggregation period for this notification, in minutes.

Table A-33 Policy notification objects

Object	OID	Description
tptPolicyNotifySeverity	1.3.6.1.4.1.10734.3.3.3.1.25	The severity of the attack. <ul style="list-style-type: none"> • 1: warning • 2: minor • 3: major • 4: critical
tptPolicyNotifyProtocol	1.3.6.1.4.1.10734.3.3.3.1.26	The network protocol of the packet(s) that triggered the policy action. <ul style="list-style-type: none"> • 1: ICMP • 2: UDP • 3: TCP • 4: other IP • 5: ARP • 6: other ETH • 7: ICMP v6 • 8: other IPV6
tptPolicyNotifyAlertTimeSec	1.3.6.1.4.1.10734.3.3.3.1.27	The time that the alert was initiated, marking the end of the aggregation period for this notification. Measured in seconds since January 1, 1970.
tptPolicyNotifyAlertTimeNano	1.3.6.1.4.1.10734.3.3.3.1.28	The nanoseconds portion of the AlertTimeSec object.
tptPolicyNotifyPacketTrace	1.3.6.1.4.1.10734.3.3.3.1.29	Indicates if a corresponding packet trace was logged. <ul style="list-style-type: none"> • 0: not logged • 1: logged.
tptPolicyNotifySequence	1.3.6.1.4.1.10734.3.3.3.1.30	The log file entry sequence number corresponding to this notification.
tptPolicyNotifyTraceBucket	1.3.6.1.4.1.10734.3.3.3.1.36	The bucket identifier for a packet trace.
tptPolicyNotifyTraceBegin	1.3.6.1.4.1.10734.3.3.3.1.37	The starting sequence number for a packet trace.
tptPolicyNotifyTraceEnd	1.3.6.1.4.1.10734.3.3.3.1.38	The ending sequence number for a packet trace.
tptPolicyNotifyMessageParams	1.3.6.1.4.1.10734.3.3.3.1.39	A string containing parameters separated by vertical bars () that match information tagged with Message in the DV.
tptPolicyNotifyStartTimeNano	1.3.6.1.4.1.10734.3.3.3.1.40	The nanoseconds portion of StartTimeSec.

Table A-33 Policy notification objects

Object	OID	Description
tptPolicyNotifyAlertType	1.3.6.1.4.1.10734.3.3.3.1.41	A bit field defined as follows: <ul style="list-style-type: none"> • 0x0001 = Alert • 0x0002 = Block • 0x0020 = Peer-to-peer • 0x0040 = Invalid • 0x0080 = Threshold • 0x0100 = Management.
tptPolicyNotifyInputMphy	1.3.6.1.4.1.10734.3.3.3.1.57	The incoming physical port of the triggering packet(s).
tptPolicyNotifyVlanTag	1.3.6.1.4.1.10734.3.3.3.1.58	The VLAN tag of the triggering packet(s).
tptPolicyNotifyZonePair	1.3.6.1.4.1.10734.3.3.3.1.59	A string that identifies the port pair related to this notification.
tptPolicyNotifyActionSetID	1.3.6.1.4.1.10734.3.3.3.1.130	The action set UUID associated with this notification.
tptPolicyNotifyRate	1.3.6.1.4.1.10734.3.3.3.1.131	The rate-limit, in kbps, of the action set associated with this notification.
tptPolicyNotifyFlowControl	1.3.6.1.4.1.10734.3.3.3.1.137	The action set flow control associated with this notification.
tptPolicyNotifyActionSetName	1.3.6.1.4.1.10734.3.3.3.1.138	The action set name associated with this notification.

The following notifications and SNMP traps are generated when policy log entries are created.

Table A-34 Policy log notification objects

Object	OID	Description
tptPolicyLogNotify	1.3.6.1.4.1.10734.3.3.3.0.19	A notification that a number of policy log entries of a particular type have occurred since the last time the management station retrieved the corresponding log file.
tptPolicyLogNotifyDeviceID	1.3.6.1.4.1.10734.3.3.3.1.121	The unique identifier of the device sending this notification.
tptPolicyLogNotifyComponentID	1.3.6.1.4.1.10734.3.3.3.1.122	The type of log related to this notification: <ul style="list-style-type: none"> • 0: invalid • 1: deny • 2: allow • 7: alert • 8: block • 9: peer

Table A-34 Policy log notification objects

Object	OID	Description
tptPolicyLogNotifyNumber	1.3.6.1.4.1.10734.3.3.3.1.123	The number of policy log entries created since the last log file retrieval.
tptPolicyLogNotifyTrigger	1.3.6.1.4.1.10734.3.3.3.1.124	The number of policy log entries needed to trigger this notification.
tptPolicyLogNotifySequence	1.3.6.1.4.1.10734.3.3.3.1.125	The current log file entry sequence number.

Policy Variable Objects

The following variables apply to various policy statistics.

Table A-35 Policy variable objects

Object	OID	Description
policyPacketsDropped	1.3.6.1.4.1.10734.3.3.2.1.1	The total number of packets discarded due to network congestion.
policyPacketsBlocked	1.3.6.1.4.1.10734.3.3.2.1.2	The cumulative number of packets blocked by policy actions.
policyPacketsIncoming	1.3.6.1.4.1.10734.3.3.2.1.3	The total number of incoming packets.
policyPacketsOutgoing	1.3.6.1.4.1.10734.3.3.2.1.4	The total number of outgoing packets.
policyPacketsInvalid	1.3.6.1.4.1.10734.3.3.2.1.6	The total number of invalid packets discarded.
policyPacketsPermitted	1.3.6.1.4.1.10734.3.3.2.1.7	The total number of packets permitted by policy actions.
policyPacketsDropped64	1.3.6.1.4.1.10734.3.3.2.1.31	The total number of packets discarded due to network congestion.
policyPacketsBlocked64	1.3.6.1.4.1.10734.3.3.2.1.32	The cumulative number of packets blocked by of policy actions.
policyPacketsIncoming64	1.3.6.1.4.1.10734.3.3.2.1.33	The total number of incoming packets.
policyPacketsOutgoing64	1.3.6.1.4.1.10734.3.3.2.1.34	The total number of outgoing packets.
policyPacketsInvalid64	1.3.6.1.4.1.10734.3.3.2.1.36	The total number of invalid packets discarded.
policyPacketsPermitted64	1.3.6.1.4.1.10734.3.3.2.1.37	The total number of packets permitted by policy actions.
policyPacketsRateLimited64	1.3.6.1.4.1.10734.3.3.2.1.38	The total number of packets discarded by rate-limiting filters.
policyPacketsTrusted64	1.3.6.1.4.1.10734.3.3.2.1.39	The total number of packets trusted by policy actions.

The following policy objects refer to the Digital Vaccine installed on the device.

Table A-36 Digital Vaccine variable objects

Object	OID	Description
policyDVObjs	1.3.6.1.4.1.10734.3.3.2.1.10	Sub-tree of Digital Vaccine information.
policyDVVersion	1.3.6.1.4.1.10734.3.3.2.1.10.1	The version number of the DV installed on this device.

Policy Information Tables

There are several tables that provide statistics about policy performance.

The following table lists the bytes and packets affected by each policy.

Table A-37 Per-policy variable objects

Object	OID	Description
policyCounterTable	1.3.6.1.4.1.10734.3.3.2.1.5	Table of per-policy counter values.
policyCounterEntry	1.3.6.1.4.1.10734.3.3.2.1.5.1	An entry in the policy counter table. Rows cannot be added or deleted.
policyGlobalID	1.3.6.1.4.1.10734.3.3.2.1.5.1.1	The global ID of a policy.
policyDescriptiveName	1.3.6.1.4.1.10734.3.3.2.1.5.1.2	The name of a policy.
policyCountBytes	1.3.6.1.4.1.10734.3.3.2.1.5.1.3	The number of bytes affected by the policy.
policyCountPackets	1.3.6.1.4.1.10734.3.3.2.1.5.1.4	The number of packets affected by the policy.
policyCreationTime	1.3.6.1.4.1.10734.3.3.2.1.5.1.5	The time the policy was pushed to NetPAL.

The following table ranks the top ten policies according to hit count.

Table A-38 Top Ten Policies table objects

Object	OID	Description
topTenHitsByPolicyTable	1.3.6.1.4.1.10734.3.3.2.1.11	Table of the ten policies with the largest number of hit counts.
topTenHitsByPolicyEntry	1.3.6.1.4.1.10734.3.3.2.1.11.1	An entry in the top ten policies table.
topTenRank	1.3.6.1.4.1.10734.3.3.2.1.11.1.1	The numerical ranking of the policy in the table. A rank of 1 indicates the policy has the largest number of hits.
policyHitCount	1.3.6.1.4.1.10734.3.3.2.1.11.1.2	The number of alerts generated by the policy.
policyName	1.3.6.1.4.1.10734.3.3.2.1.11.1.3	The policy name.
policyUUID	1.3.6.1.4.1.10734.3.3.2.1.11.1.4	The global identifier of the policy.

The following table lists the number of alerts generated by each severity level.

Table A-39 Alerts by severity table objects

Object	OID	Description
alertsBySeverityTable	1.3.6.1.4.1.10734.3.3.2.1.12	Table of alert counts of all policies at each severity level.
alertsBySeverityEntry	1.3.6.1.4.1.10734.3.3.2.1.12.1	An entry in the alerts by severity table.
alertSeverity	1.3.6.1.4.1.10734.3.3.2.1.12.1.1	The severity of a policy. <ul style="list-style-type: none"> • 1: warning • 2: minor • 3: major • 4: critical
severityAlertCount	1.3.6.1.4.1.10734.3.3.2.1.12.1.2	The number of alerts generated by all policies of a given severity.

The following table lists the number of alerts generated by each protocol type.

Table A-40 Alerts by protocol table objects

Object	OID	Description
alertsByProtocolTable	1.3.6.1.4.1.10734.3.3.2.1.13	Table of alert counts of all policies at each protocol level.
alertsByProtocolEntry	1.3.6.1.4.1.10734.3.3.2.1.13.1	An entry in the alerts by protocol table.
alertProtocol	1.3.6.1.4.1.10734.3.3.2.1.13.1.1	The protocol of a policy. <ul style="list-style-type: none"> • 1: ICMP • 2: UDP • 3: TCP • 4: other IP • 5: ARP • 6: other ETH • 7: ICMP v6 • 8: other IPV6
protocolAlertCount	1.3.6.1.4.1.10734.3.3.2.1.13.1.2	The number of alerts generated by all policies of a given protocol.

The following table lists the number of alerts generated by each virtual segment.


 **NOTE:** The MIBs refer to “security zone pairs.” This terminology has been deprecated and replaced by “virtual segment,” but is still used by the MIB for compatibility purposes.

Table A-41 Alerts by zone table objects

Object	OID	Description
alertsByZoneTable	1.3.6.1.4.1.10734.3.3.2.1.14	Table of alert counts of all policies at each virtual segment.
alertsByZoneEntry	1.3.6.1.4.1.10734.3.3.2.1.14.1	An entry in the alerts by virtual segment table.
alertSlot	1.3.6.1.4.1.10734.3.3.2.1.14.1.1	The virtual segment affected by a policy.
alertPort	1.3.6.1.4.1.10734.3.3.2.1.14.1.2	The port identifying the virtual segment affected by the policy.
zoneAlertCount	1.3.6.1.4.1.10734.3.3.2.1.14.1.3	The number of all alerts generated by all policies applied to a given virtual segment.

The following table lists the number of permits generated by each virtual segment.


 **NOTE:** The MIBs refer to “security zone pairs.” This terminology has been deprecated and replaced by “virtual segment,” but is still used by the MIB for compatibility purposes.

Table A-42 Permits by zone table objects

Object	OID	Description
permitsByZoneTable	1.3.6.1.4.1.10734.3.3.2.1.15	Table of permit counts of all policies at each virtual segment.
permitsByZoneEntry	1.3.6.1.4.1.10734.3.3.2.1.15.1	An entry in the permits by virtual segment table.
permitSlot	1.3.6.1.4.1.10734.3.3.2.1.15.1.1	The virtual segment affected by a policy.
permitPort	1.3.6.1.4.1.10734.3.3.2.1.15.1.2	The port identifying the virtual segment affected by the policy.
zonePermitCount	1.3.6.1.4.1.10734.3.3.2.1.15.1.3	The number of all permits generated by all policies applied to a given virtual segment.

The following table lists the number of blocks generated by each virtual segment.


 **NOTE:** The MIBs refer to “security zone pairs.” This terminology has been deprecated and replaced by “virtual segment,” but is still used by the MIB for compatibility purposes.

Table A-43 Blocks by zone table objects

Object	OID	Description
blocksByZoneTable	1.3.6.1.4.1.10734.3.3.2.1.16	Table of block counts of all policies at each virtual segment.
blocksByZoneEntry	1.3.6.1.4.1.10734.3.3.2.1.16.1	An entry in the blocks by virtual segment table.
blockSlot	1.3.6.1.4.1.10734.3.3.2.1.16.1.1	The virtual segment affected by a policy.
blockPort	1.3.6.1.4.1.10734.3.3.2.1.16.1.2	The port identifying the virtual segment affected by the policy.
zoneBlockCount	1.3.6.1.4.1.10734.3.3.2.1.16.1.3	The number of all blocks generated by all policies applied to a given virtual segment.

The following table lists the number of P2Ps generated by each virtual segment.


 **NOTE:** The MIBs refer to “security zone pairs.” This terminology has been deprecated and replaced by “virtual segment,” but is still used by the MIB for compatibility purposes.

Table A-44 P2P by zone table objects

Object	OID	Description
p2psByZoneTable	1.3.6.1.4.1.10734.3.3.2.1.17	Table of P2P counts of all policies at each virtual segment.
p2psByZoneEntry	1.3.6.1.4.1.10734.3.3.2.1.17.1	An entry in the P2Ps by virtual segment table.
p2pSlot	1.3.6.1.4.1.10734.3.3.2.1.17.1.1	The virtual segment affected by a policy.
p2pPort	1.3.6.1.4.1.10734.3.3.2.1.17.1.2	The port identifying the virtual segment affected by the policy.
zonep2pCount	1.3.6.1.4.1.10734.3.3.2.1.17.1.3	The number of all P2Ps generated by all policies applied to a given virtual segment.

This table lists the number of frames received, sorted by frame size category.

Table A-45 Frames by size table objects

Object	OID	Description
framesBySizeTable	1.3.6.1.4.1.10734.3.3.2.1.18	Table of frame counts received in each size category.
framesBySizeEntry	1.3.6.1.4.1.10734.3.3.2.1.18.1	An entry in the frames by size table. Rows cannot be added or deleted.

Table A-45 Frames by size table objects

Object	OID	Description
frameSize	1.3.6.1.4.1.10734.3.3.2.1.18.1.1	The frame size category. <ul style="list-style-type: none"> • 64 bytes • 65–127 bytes • 128–511 bytes • 256–511 bytes • 512–1023 bytes • 1024–1518 bytes • 1519–4095 bytes • 4096–9216 bytes • 9217–16383 bytes • undersize packets • oversize packets
sizeFrameCount	1.3.6.1.4.1.10734.3.3.2.1.18.1.2	The number of frames received in a given size category.

This table lists the number of frames received, sorted by type.

Table A-46 Frames by type table objects

Object	OID	Description
framesByTypeTable	1.3.6.1.4.1.10734.3.3.2.1.19	Table of frame counts received in each type category.
framesByTypeEntry	1.3.6.1.4.1.10734.3.3.2.1.19.1	An entry in the frames by type table. Rows cannot be added or deleted.
frameType	1.3.6.1.4.1.10734.3.3.2.1.19.1.1	The frame type category. <ul style="list-style-type: none"> • 1: unicast • 2: broadcast • 3: multicast • 4: MAC control • 5: FCS error • 6: align error • 7: symbol error
typeFrameCount	1.3.6.1.4.1.10734.3.3.2.1.19.1.2	The number of frames received in a given type category.

This table lists the number of packets received, sorted by protocol.

Table A-47 Packets by protocol table objects

Object	OID	Description
packetsByProtocolTable	1.3.6.1.4.1.10734.3.3.2.1.20	Table of packet counts received in each protocol.
packetsByProtocolEntry	1.3.6.1.4.1.10734.3.3.2.1.20.1	An entry in the packets by protocol table. Rows cannot be added or deleted.

Table A-47 Packets by protocol table objects

Object	OID	Description
packetProtocol	1.3.6.1.4.1.10734.3.3.2.1.20.1.1	The packet protocol category. <ul style="list-style-type: none"> • 1: ICMP • 2: UDP • 3: TCP • 4: other IP • 5: ARP • 6: other ETH • 7: ICMP v6 • 8: other IPV6
protocolPacketCount	1.3.6.1.4.1.10734.3.3.2.1.20.1.2	The number of packets received in a given protocol category.

This table lists statistics for each physical port.

Table A-48 Port statistics table objects

Object	OID	Description
portStatsTable	1.3.6.1.4.1.10734.3.3.2.1.23	Table of statistics for each physical port.
portStatsEntry	1.3.6.1.4.1.10734.3.3.2.1.23.1	An entry in the port statistics table. Rows cannot be added or deleted.
portNumber	1.3.6.1.4.1.10734.3.3.2.1.23.1.1	The port number.
portName	1.3.6.1.4.1.10734.3.3.2.1.23.1.2	The port name.
portVlanTranslations	1.3.6.1.4.1.10734.3.3.2.1.23.1.3	The number of packets leaving the egress port with translated VLAN IDs.


This table lists all policies defined on the device.

Table A-49 Policy name and description table objects

Object	OID	Description
policyByNumberTable	1.3.6.1.4.1.10734.3.3.2.1.21	Table of policies defined on the device.
policyByNumberEntry	1.3.6.1.4.1.10734.3.3.2.1.21.1	An entry in the policy by number table.
policyNumber	1.3.6.1.4.1.10734.3.3.2.1.21.1.1	The policy number. <ul style="list-style-type: none"> • 1: ICMP • 2: UDP • 3: TCP • 4: other IP • 5: ARP • 6: other ETH • 7: ICMP v6 • 8: other IPV6

Table A-49 Policy name and description table objects

Object	OID	Description
numberName	1.3.6.1.4.1.10734.3.3.2.1.21.1.2	The policy name.
numberDesc	1.3.6.1.4.1.10734.3.3.2.1.21.1.3	The policy description.

 **NOTE:** The MIBs refer to “security zone pairs.” This terminology has been deprecated and replaced by “virtual segment,” but is still used by the MIB for compatibility purposes.

This table lists the statistics for all virtual segments.

Table A-50 Security zone pair information and statistics table objects

Object	OID	Description
securityZonePairTable	1.3.6.1.4.1.10734.3.3.2.1.22	Table of information and statistics for each virtual segment.
securityZonePairEntry	1.3.6.1.4.1.10734.3.3.2.1.22.1	An entry in the table.
szpName	1.3.6.1.4.1.10734.3.3.2.1.22.1.1	The name of a virtual segment.
szpInZoneName	1.3.6.1.4.1.10734.3.3.2.1.22.1.2	The incoming part of a virtual segment.
szpOutZoneName	1.3.6.1.4.1.10734.3.3.2.1.22.1.3	The outgoing part of a virtual segment.
szpUUID	1.3.6.1.4.1.10734.3.3.2.1.22.1.4	The UUID of a virtual segment.
szpInZoneUUID	1.3.6.1.4.1.10734.3.3.2.1.22.1.5	The UUID of the incoming part of the virtual segment.
szpOutZoneUUID	1.3.6.1.4.1.10734.3.3.2.1.22.1.6	The UUID of the outgoing part of the virtual segment.
szpInPackets	1.3.6.1.4.1.10734.3.3.2.1.22.1.7	The number of packets received on the virtual segment.
szpInOctets	1.3.6.1.4.1.10734.3.3.2.1.22.1.8	The number of bytes received on this virtual segment.
szpAlerts	1.3.6.1.4.1.10734.3.3.2.1.22.1.9	The number of alerts generated on this virtual segment.
szpBlocks	1.3.6.1.4.1.10734.3.3.2.1.22.1.10	The number of blocks generated on this virtual segment.
szpPermits	1.3.6.1.4.1.10734.3.3.2.1.22.1.11	The number of permits generated on this virtual segment.
szpPrecedence	1.3.6.1.4.1.10734.3.3.2.1.22.1.12	The precedence of the virtual segment.

TPT-PORT-CONFIG

Defines port configuration settings.

Table A-51 Port configuration settings objects

Object	OID	Description
portConfigTable	1.3.6.1.4.1.10734.3.3.2.4.1	Table of ports on the device and their configuration settings.
portConfigEntry	1.3.6.1.4.1.10734.3.3.2.4.1.1	An entry in the ports table.
portConfigSlot	1.3.6.1.4.1.10734.3.3.2.4.1.1.1	The segment on which the port is located.
portConfigPort	1.3.6.1.4.1.10734.3.3.2.4.1.1.2	The port number.
portConfigLineSpeed	1.3.6.1.4.1.10734.3.3.2.4.1.1.3	The line speed configuration: <ul style="list-style-type: none"> • 0: default • 1: 1GbE • 2: 100 Mb • 3: 10 Mb • 4: 10 GbE • 5: 40 GbE
portConfigDuplex	1.3.6.1.4.1.10734.3.3.2.4.1.1.4	The duplex configuration. <ul style="list-style-type: none"> • 0: default • 1: half • 2: full
portConfigAutoNeg	1.3.6.1.4.1.10734.3.3.2.4.1.1.5	The auto-negotiation configuration. <ul style="list-style-type: none"> • 0: default • 1: on • 2: off
portConfigShutdown	1.3.6.1.4.1.10734.3.3.2.4.1.1.6	The shutdown configuration. <ul style="list-style-type: none"> • 0: disabled—The port can come up normally. • 1: enabled—The port is manually removed from service.
portConfigLoopback	1.3.6.1.4.1.10734.3.3.2.4.1.1.7	The loopback configuration. <ul style="list-style-type: none"> • 0: disabled • 1: enabled
portConfigFailover	1.3.6.1.4.1.10734.3.3.2.4.1.1.8	The failover action configuration. <ul style="list-style-type: none"> • 0: block • 1: permit

Table A-51 Port configuration settings objects

Object	OID	Description
portConfigLDMode	1.3.6.1.4.1.10734.3.3.2.4.1.1.9	The link-down synchronization mode. <ul style="list-style-type: none"> • 0: hub • 1: breaker • 2: wire
portConfigLDTimeout	1.3.6.1.4.1.10734.3.3.2.4.1.1.10	The link-down synchronization timeout configuration.

TPT-PORT-MAPPING

Defines the mapping between logical ports and slots and physical ports and slots.

Table A-52 Port configuration settings objects

Object	OID	Description
tpt-port-mapping-objs	1.3.6.1.4.1.10734.3.3.2.16	Configurable logical to physical port mapping on a device.
portMappingTable	1.3.6.1.4.1.10734.3.3.2.16.1	Table of logical slots/ports on the device and their mapping to the physical ports.
portMappingEntry	1.3.6.1.4.1.10734.3.3.2.16.1.1	An entry in the slot/port table. Rows cannot be created or deleted.
portMappingLogicalSlot	1.3.6.1.4.1.10734.3.3.2.16.1.1.1	Slot number for this logical port.
portMappingLogicalPort	1.3.6.1.4.1.10734.3.3.2.16.1.1.2	Port number for this logical port.
portMappingLogicalIfIndex	1.3.6.1.4.1.10734.3.3.2.16.1.1.3	The entry in the IF-MIB interface table that corresponds to this logical port.
portMappingPhysicalSlot	1.3.6.1.4.1.10734.3.3.2.16.1.1.4	Slot number for the mapped physical port.
portMappingPhysicalPort	1.3.6.1.4.1.10734.3.3.2.16.1.1.5	Port number for the mapped physical port.
portMappingPhysicalIfIndex	1.3.6.1.4.1.10734.3.3.2.16.1.1.6	The entry in the IF-MIB interface table that corresponds to the mapped physical port.
portMappingSegmentName	1.3.6.1.4.1.10734.3.3.2.16.1.1.7	The name of the segment pertaining to this logical port.
portMappingPhysicalVlanId	1.3.6.1.4.1.10734.3.3.2.16.1.1.8	The VLAN ID used on the physical port. 0 indicates the traffic is untagged or not applicable for this port.

TPT-RESOURCE

Describes memory, power supply, temperature, and voltage information for the device.


Notifications

The following notifications and SNMP traps send information to the management system about the system resources.

Table A-53 Resource notification objects

Object	OID	Description
tptResourceNotify	1.3.6.1.4.1.10734.3.3.3.0.14	Sub-tree of notifications that indicate when a resource parameter has crossed a predefined threshold.
tptResourceNotifyDeviceID	1.3.6.1.4.1.10734.3.3.3.1.61	The unique identifier of the device sending the notification.
tptResourceNotifyIdentifier	1.3.6.1.4.1.10734.3.3.3.1.62	The type of resource that triggered the notification. <ul style="list-style-type: none"> • 1: filesystem • 2: CPU • 3: memory • 4: chassis temperature • 5: fan • 6: power supply • 7: hard disk • 8: i2c bus
tptResourceNotifyFSIndex	1.3.6.1.4.1.10734.3.3.3.1.63	For a filesystem resource, the value is the index number of the filesystem. Otherwise, the value is 0 (zero).
tptResourceNotifyCurrentValue	1.3.6.1.4.1.10734.3.3.3.1.64	The current value of the resource that triggered the notification.
tptResourceNotifyThresholdMaj	1.3.6.1.4.1.10734.3.3.3.1.65	The major threshold of this resource, between green and yellow states.
tptResourceNotifyThresholdCrit	1.3.6.1.4.1.10734.3.3.3.1.66	The critical threshold of this resource, between yellow and red states.
tptResourceNotifyRangeMin	1.3.6.1.4.1.10734.3.3.3.1.67	The minimum end of the range of values that this resource can take.
tptResourceNotifyRangeMax	1.3.6.1.4.1.10734.3.3.3.1.68	The maximum end of the range of values that this resource can take.
tptResourceNotifyStateBefore	1.3.6.1.4.1.10734.3.3.3.1.69	The state of the resource before the current threshold transition.
tptResourceNotifyAfter	1.3.6.1.4.1.10734.3.3.3.1.70	The state of this resource after the current threshold transition.

Table A-53 Resource notification objects

Object	OID	Description
tptResourceNotifyTimeStamp	1.3.6.1.4.1.10734.3.3.3.1.71	The timestamp of the event that generated the notification, in seconds since January 1, 1970.
tptResourceNotifySubIdentifier	1.3.6.1.4.1.10734.3.3.3.1.72	Identifies the type of resource that triggers the notification. Starts with 1. NOTE: The object is used for NX-Platform devices only. 

File System

The following objects provide information about the device file system.

Table A-54 File system information objects

Object	OID	Description
resourceNumberOfFilesystems	1.3.6.1.4.1.10734.3.3.2.5.1	The number of filesystems on the device's hard disk.
resourceFSTable	1.3.6.1.4.1.10734.3.3.2.5.2	Table of filesystem resource information.
resourceFSEntry	1.3.6.1.4.1.10734.3.3.2.5.2.1	An entry in the resource filesystem table. Rows cannot be added or deleted.
resourceFSInUseMB	1.3.6.1.4.1.10734.3.3.2.5.2.1.1	The number of MB in use for the filesystem.
resourceFSThresholdMaj	1.3.6.1.4.1.10734.3.3.2.5.2.1.2	The major threshold for the percent of MB in use for the filesystem.
resourceFSThresholdCrit	1.3.6.1.4.1.10734.3.3.2.5.2.1.3	The critical threshold for the percent of MB in use for the filesystem.
resourceFSRangeMin	1.3.6.1.4.1.10734.3.3.2.5.2.1.4	The minimum value of the range of MB in use, usually 0 (zero).
resourceFSRangeMax	1.3.6.1.4.1.10734.3.3.2.5.2.1.5	The total size in MB of the filesystem.
resourceFSName	1.3.6.1.4.1.10734.3.3.2.5.2.1.6	The name of this filesystem.
resourceFSIndex	1.3.6.1.4.1.10734.3.3.2.5.2.1.7	The number of the table row, starting at one (1).

Memory

The following objects provide information about the device memory usage.

Table A-55 Memory information objects

Object	OID	Description
resourceHPMemoryObjs	1.3.6.1.4.1.10734.3.3.2.5.3	Sub-tree of host processor memory information.
resourceHPMemoryInUsePercent	1.3.6.1.4.1.10734.3.3.2.5.3.1	The percentage of host processor memory in use.
resourceHPMemoryThresholdMaj	1.3.6.1.4.1.10734.3.3.2.5.3.2	The major threshold value for host processor memory usage.
resourceHPMemoryThresholdCrit	1.3.6.1.4.1.10734.3.3.2.5.3.3	The critical threshold value for host processor memory usage.
resourceHPMemoryRangeMin	1.3.6.1.4.1.10734.3.3.2.5.3.4	The minimum percentage of host processor memory usage, usually 0 (zero).
resourceHPMemoryRangeMax	1.3.6.1.4.1.10734.3.3.2.5.3.5	The maximum percentage of host processor memory usage, usually 100.
resourceHPMemoryTotal	1.3.6.1.4.1.10734.3.3.2.5.3.6	The total size in bytes of host processor memory.

CPU

The following objects provide information about CPU usage.

Table A-56 CPU information objects

Object	OID	Description
resourceHPCPUObjs	1.3.6.1.4.1.10734.3.3.2.5.4	Sub-tree of host processor CPU information.
resourceHPCPUBusyPercent	1.3.6.1.4.1.10734.3.3.2.5.4.1	The percentage of host processor CPU that is currently busy.
resourceHPCPUThresholdMaj	1.3.6.1.4.1.10734.3.3.2.5.4.2	The major threshold value for host processor CPU activity.
resourceHPCPUThresholdCrit	1.3.6.1.4.1.10734.3.3.2.5.4.3	The critical threshold value of host processor CPU activity.
resourceHPCPURangeMin	1.3.6.1.4.1.10734.3.3.2.5.4.4	The minimum percentage of host processor CPU activity, usually 0 (zero).
resourceHPCPURangeMax	1.3.6.1.4.1.10734.3.3.2.5.4.5	The maximum percentage of host processor CPU activity, usually 100.
resourceNPCPUBusyPercentA	1.3.6.1.4.1.10734.3.3.2.5.4.6	Total Utilization of XLR A.
resourceNPCPUBusyPercentTier2 A	1.3.6.1.4.1.10734.3.3.2.5.4.7	F Thread Utilization of XLR A.
resourceNPCPUBusyPercentTier3 A	1.3.6.1.4.1.10734.3.3.2.5.4.8	KS Thread Utilization of XLR A.

Table A-56 CPU information objects

Object	OID	Description
resourceNPCPUBusyPercentTier4A	1.3.6.1.4.1.10734.3.3.2.5.4.9	L Thread Utilization of XLR A.
resourceNPCPUBusyPercentB	1.3.6.1.4.1.10734.3.3.2.5.4.10	Total Utilization of XLR B.
resourceNPCPUBusyPercentTier2B	1.3.6.1.4.1.10734.3.3.2.5.4.11	F Thread Utilization of XLR B.
resourceNPCPUBusyPercentTier3B	1.3.6.1.4.1.10734.3.3.2.5.4.12	KS Thread Utilization of XLR B.
resourceNPCPUBusyPercentTier4B	1.3.6.1.4.1.10734.3.3.2.5.4.13	L Thread Utilization of XLR B.
resourceNPCPUBusyPercentC	1.3.6.1.4.1.10734.3.3.2.5.4.14	Total Utilization of XLR C.
resourceNPCPUBusyPercent2C	1.3.6.1.4.1.10734.3.3.2.5.4.15	F Thread Utilization of XLR C.
resourceNPCPUBusyPercent3C	1.3.6.1.4.1.10734.3.3.2.5.4.16	KS Thread Utilization of XLR C.
resourceNPCPUBusyPercent4C	1.3.6.1.4.1.10734.3.3.2.5.4.17	L Thread Utilization of XLR C.

Chassis Temperature

The following objects provide information about the chassis temperature. All values are in degrees Centigrade.

Table A-57 Chassis temperature information objects

Object	OID	Description
resourceChassisTempObjs	1.3.6.1.4.1.10734.3.3.2.5.5	Sub-tree of chassis temperature information.
resourceChassisTempDegreesC	1.3.6.1.4.1.10734.3.3.2.5.5.1	The chassis temperature.
resourceChassisTempThresholdMajor	1.3.6.1.4.1.10734.3.3.2.5.5.2	The major threshold value for chassis temperature.
resourceChassisTempThresholdCritical	1.3.6.1.4.1.10734.3.3.2.5.5.3	The critical threshold value of chassis temperature.
resourceChassisTempRangeMin	1.3.6.1.4.1.10734.3.3.2.5.5.4	The minimum value of the chassis temperature range.
resourceChassisTempRangeMax	1.3.6.1.4.1.10734.3.3.2.5.5.5	The maximum value of the chassis temperature range.

Power Supply

The following objects provide information about the chassis temperature.

Table A-58 Power supply information objects



Object	OID	Description
resourcePowerSupplyObjs	1.3.6.1.4.1.10734.3.3.2.5.9	Sub-tree of power supply information.
resourcePowerSupplyStatus	1.3.6.1.4.1.10734.3.3.2.5.9.1	<hr/>  NOTE: Deprecated in TOS V. 3.5.0. <hr/> <p>If the device has dual power supplies and power supply monitoring is enabled, this value indicates whether one or both power supplies is functioning.</p> <ul style="list-style-type: none"> • 0: unknown; the device does not have dual power supplies, or power supply monitoring is disabled. • 1: red—critical • 2: yellow—warning • 3: green—normal
resourcePowerSupplyQuantity	1.3.6.1.4.1.10734.3.3.2.5.9.2	The number of power supplies.
resourcePowerSupplyMonitoring	1.3.6.1.4.1.10734.3.3.2.5.9.3	Indicates if power supply monitoring is enabled: <ul style="list-style-type: none"> • 0: disabled • 1: enabled
resourcePowerSupplyTable	1.3.6.1.4.1.10734.3.3.2.5.9.4	Table of power supplies on the device. The number of entries depends on the value of the resourcePowerSupplyQuantity object. The maximum number of entries depends on the implementation. <hr/>  NOTE: N-Platform devices will have only one entry because the two power supplies in those devices are monitored as one single entity. <hr/>
resourcePowerSupplyEntry	1.3.6.1.4.1.10734.3.3.2.5.9.4.1	An entry in the power supply table. Rows cannot be created or deleted.

Table A-58 Power supply information objects

Object	OID	Description
powerSupplyUnitIndex	1.3.6.1.4.1.10734.3.3.2.5.9.4.1.1	Index of the power supply units on a device. The first entry is 1.
powerSupplyStatus	1.3.6.1.4.1.10734.3.3.2.5.9.4.1.2	<p>If the device has dual power supplies and power supply monitoring is enabled, this value indicates whether one or both power supplies is functional.</p> <ul style="list-style-type: none"> • 0: unknown; the device does not have dual power supplies, or power supply monitoring is disabled. • 1: red—critical • 2: yellow—warning • 3: green—normal

System Log Count

The following objects provide system log statistics.

Table A-59 System log count objects

Object	OID	Description
resourceLogCountObjs	1.3.6.1.4.1.10734.3.3.2.5.7	Sub-tree of system log entry counts, sorted by type.
resourceLogCountCritical	1.3.6.1.4.1.10734.3.3.2.5.7.1	The number of Critical syslog entries.
resourceLogCountError	1.3.6.1.4.1.10734.3.3.2.5.7.2	The number of Error syslog entries.
resourceLogCountWarning	1.3.6.1.4.1.10734.3.3.2.5.7.3	The number of Warning syslog entries.
resourceLogCountInfo	1.3.6.1.4.1.10734.3.3.2.5.7.4	The number of Info syslog entries.

System Metrics

The following objects provide system metric statistics.

Table A-60 System metric objects

Object	OID	Description
resourceMetricObjs	1.3.6.1.4.1.10734.3.3.2.5.8	Sub-tree of selected system performance metrics.
resourceMetricFastpath	1.3.6.1.4.1.10734.3.3.2.5.8.1	Fast path throughput in bits per second.
resourceMetricSmartPath	1.3.6.1.4.1.10734.3.3.2.5.8.2	Smart path throughput in bits per second.
resourceMetricCongestion	1.3.6.1.4.1.10734.3.3.2.5.8.3	Congestion count in packets.

System Information

The following objects provide information about the system.

Table A-61 System information objects

Object	OID	Description
resourceVersion	1.3.6.1.4.1.10734.3.3.2.5.6	Operating system build version and date.
resourceDateTime	1.3.6.1.4.1.10734.3.3.2.5.10	Current date and time of device in seconds since January 1, 1970. There is no time zone offset.
resourceSnmpRunState	1.3.6.1.4.1.10734.3.3.2.5.11	Indicates which SNMP versions are running. <ul style="list-style-type: none">• 0: none• 1: SNMP v2• 2: SNMP v3• 3: Both v2 and v3
resourceSnmpConfig	1.3.6.1.4.1.10734.3.3.2.5.12	Indicates which SNMP versions are configured. <ul style="list-style-type: none">• 0: none• 1: SNMP v2• 2: SNMP v3• 3: Both v2 and v3
resourceRemoteAuthEnabled	1.3.6.1.4.1.10734.3.3.2.5.13	Indicates whether remote authentication is enabled.
resourceRemoteAuthTimeout	1.3.6.1.4.1.10734.3.3.2.5.14	The remote authentication timeout in seconds.

TPT-SEGMENT

Provides details of the device's segments and slots, including sFlow status and values.

Table A-62 Textual conventions for slot MIB objects

Object	OID	Description
SegmentSflowStatus	1.3.6.1.4.1.10734.3.3.2.19.1.1.3	Indicates sFlow enable/disable/applicable status for a segment.

Table A-63 Segment level sFlow status and divisor value

Object	OID	Description
segmentTable	1.3.6.1.4.1.10734.3.3.2.19.1	Table of segment-related information.
segmentEntry	1.3.6.1.4.1.10734.3.3.2.19.1.1	An entry in the segment table. Rows cannot be created or deleted.

Table A-63 Segment level sFlow status and divisor value

Object	OID	Description
segmentSflowStatus	1.3.6.1.4.1.10734.3.3.2.19.1.1.3	sFlow status of the segment. For TippingPoint 10, TippingPoint 110, and TippingPoint 330 devices, the value is not-applicable.
segmentIndex	1.3.6.1.4.1.10734.3.3.2.19.1.1.2	The segment index, starting with 1.
sFlowDivisor	1.3.6.1.4.1.10734.3.3.2.19.1.1.4	sFlow divisor value of the segment. For TippingPoint 10, TippingPoint 110, and TippingPoint 330 devices, the value is 0.
slotIndex	1.3.6.1.4.1.10734.3.3.2.19.1.1.1	The slot index, starting with 1. For TippingPoint 10, TippingPoint 110, TippingPoint 330, and N-platform devices, all the segments are assumed to be on slot 1.

TPT-SFLOW

Provides Global sFlow status and collector address/UDP port on the device.

Table A-64 Textual conventions for slot MIB objects

Object	OID	Description
SflowStatus	1.3.6.1.4.1.10734.3.3.2.19.1.1.3	Indicates sFlow enable/disable/applicable status.

Table A-65 sFlow collector address and UDP port numbers

Object	OID	Description
sFlowCollectorTable	1.3.6.1.4.1.10734.3.3.2.18.1	Table of sFlow collectors. Up to two collectors are supported.
sFlowCollectorEntry	1.3.6.1.4.1.10734.3.3.2.18.1.1	A collector address and port in the sFlowCollectorTable. Rows cannot be created or deleted.
collectorIndex	1.3.6.1.4.1.10734.3.3.2.18.1.1.1	Index into the sFlow collector table, starting with 1.
collectorAddr	1.3.6.1.4.1.10734.3.3.2.18.1.1.2	The IPv4 address of the collector. If the address is not set, the value will be an empty string. For TippingPoint 10, TippingPoint 110, and TippingPoint 330 devices, the value is set to an empty string.

Table A-65 sFlow collector address and UDP port numbers

Object	OID	Description
collectorAddrV6	1.3.6.1.4.1.10734.3.3.2.18.1.1.4	The IPv6 address of the collector. If the address is not set, the value will be an empty string. For TippingPoint 10, TippingPoint 110, and TippingPoint 330 devices, the value is set to an empty string.
udpPort	1.3.6.1.4.1.10734.3.3.2.18.1.1.3	The UDP port of the collector. For TippingPoint 10, TippingPoint 110, and TippingPoint 330 devices, the value is set to 0.

Table A-66 Global sFlow enable/disable flag

Object	OID	Description
sFlowStatus	1.3.6.1.4.1.10734.3.3.2.18.2	sFlow status for the device.

TPT-SMSMIBS

Defines interactions between the SMS and the customer's NMS.

Table A-67 SMS top level MIBs

Object	OID	Description
tpt-sms-conf	1.3.6.1.4.1.10734.3.4.1	SMS conformance objects sub-tree.
tpt-sms-objs	1.3.6.1.4.1.10734.3.4.2	SMS managed objects sub-tree.
tpt-sms-events	1.3.6.1.4.1.10734.3.4.3	SMS events sub-tree that includes all payload variables needed for notifications.

Table A-68 SMS conformance top-level MIBs

Object	OID	Description
tpt-sms-groups	1.3.6.1.4.1.10734.3.4.1.1	SMS groups sub-tree.
tpt-sms-compls	1.3.6.1.4.1.10734.3.4.1.2	SMS compliance MIBs sub-tree.

Table A-69 SMS notification top-level MIBs

Object	OID	Description
tpt-sms-eventsV2	1.3.6.1.4.1.10734.3.4.3.0	SMS events notification MIBs.
tpt-sms-notifypayload	1.3.6.1.4.1.10734.3.4.3.1	SMS MIB variables sent as part of a notification payload.

Table A-70 Model number objects

Object	OID	Description
tpt-sms-family	1.3.6.1.4.1.10734.1.3	Registration for the SMS.

TPT-SMS-TRAP-MIB

Describes the notifications sent to and from an SMS device.

Table A-71 SMS Notification MIBs

Object	OID	Description
tptSmsQuarantineRequest	1.3.6.1.4.1.10734.3.4.3.0.1	The SMS asks an external NMS to quarantine an endstation using the data embedded in the request.
tptSmsQuarantineAck	1.3.6.1.4.1.10734.3.4.3.0.2	The external NMS notifies the SMS that a quarantine request was processed.
tptSmsQuarantineReleaseRequest	1.3.6.1.4.1.10734.3.4.3.0.3	The SMS asks an external NMS to unquarantine an endstation using the data embedded in the request.
tptSmsQuarantineReleaseAck	1.3.6.1.4.1.10734.3.4.3.0.4	The external NMS notifies the SMS that an unquarantine request was processed.
tptSmsQuarantinePolicyNotification	1.3.6.1.4.1.10734.3.4.3.0.5	The SMS sends notification of a policy match.
tptSmsUnQuarantineRequest	1.3.6.1.4.1.10734.3.4.3.0.6	Commands the SMS to unquarantine an endstation.
tptSmsQuarantineCommand	1.3.6.1.4.1.10734.3.4.3.0.14	Commands the SMS to quarantine an endstation.
tptSmsReboot	1.3.6.1.4.1.10734.3.4.3.0.8	Indicates that the SMS is rebooting.
tptSmsShuttingDown	1.3.6.1.4.1.10734.3.4.3.0.9	Indicates that the system is shutting down.
tptSmsReady	1.3.6.1.4.1.10734.3.4.3.0.10	Indicates that the system is ready.
tptSmsAuthenticationError	1.3.6.1.4.1.10734.3.4.3.0.11	Indicates that an authentication error has occurred.
tptSmsEgpNeighborDownstate	1.3.6.1.4.1.10734.3.4.3.0.12	Indicates that the EGP neighbor is going to downstate.
tptSmsSystemRestart	1.3.6.1.4.1.10734.3.4.3.0.13	Indicates that the server process has restarted.

 **NOTE:** The following variables cannot be retrieved by the NMS.

Table A-72 SMS MIB Variables

Object	OID	Description
tptSmsQuarantineNotifyId	1.3.6.1.4.1.10734.3.4.3.1.1	A unique incrementing integer assigned to each quarantine event.
tptSmsQuarantineNotifyData	1.3.6.1.4.1.10734.3.4.3.1.2	A string that identifies the device to be quarantined. The format is NAME:VALUE. Multiple parameters are separated by a new line.
tptSmsQuarantinePolicyMatchData	1.3.6.1.4.1.10734.3.4.3.1.3	A string that identifies the matching policy.
tptSmsQuarantineNotifyType	1.3.6.1.4.1.10734.3.4.3.1.4	A string that identifies the type of quarantine.
tptSmsQuarantineDeviceIP	1.3.6.1.4.1.10734.3.4.3.1.5	The IP address used as a trap parameter.
tptSmsQuarantineDeviceMAC	1.3.6.1.4.1.10734.3.4.3.1.6	The MAC address used as a trap parameter.
tptSmsQuarantineSwitchPort	1.3.6.1.4.1.10734.3.4.3.1.7	The port number or index used as a trap parameter.
tptSmsQuarantineEndpointUser	1.3.6.1.4.1.10734.3.4.3.1.8	A string that identifies the quarantined endpoint user.
tptSmsQuarantineNotifyActionList	1.3.6.1.4.1.10734.3.4.3.1.9	A string that identifies the matching policy.
tptSmsQuarantineNotifyParamList	1.3.6.1.4.1.10734.3.4.3.1.10	A string that identifies the matching policy.
tptSmsQuarantineNotifyOptionList	1.3.6.1.4.1.10734.3.4.3.1.11	A string that identifies the matching policy.
tptSmsQuarantinePolicyName	1.3.6.1.4.1.10734.3.4.3.1.12	The name of an SMS quarantine policy.
tptSmsQuarantineDataGroup	1.3.6.1.4.1.10734.3.4.1.1.1	Payload of SMS quarantine traps consisting of a unique identifier and a parseable string.
tptSmsQuarantineNotifyGroup	1.3.6.1.4.1.10734.3.4.1.1.2	SMS quarantine traps sent to an NMS to indicate devices that require a quarantine operation.
tptSmsQuarantineNotifyAckGroup	1.3.6.1.4.1.10734.3.4.1.1.3	SMS quarantine traps sent to an SMS system to indicate devices that have been quarantined.
tptSmsQuarantineRequestGroup	1.3.6.1.4.1.10734.3.4.1.1.4	SMS quarantine traps received to indicate devices that require a (un)quarantine operation.

TPT-TPA-HARDWARE

Describes the device hardware and its components, including ports, chassis, fans, and power supplies.

Table A-73 Hardware objects

Object	OID	Description
hw-numFans	1.3.6.1.4.1.10734.3.3.2.3.7	The number of fan subunits on the device.
hw-numPowerSupplies	1.3.6.1.4.1.10734.3.3.2.3.8	The number of power supply subunits on the device.
hw-numPEMs	1.3.6.1.4.1.10734.3.3.2.3.9	The number of power entry module subunits on the device.
hw-certificateNumber	1.3.6.1.4.1.10734.3.3.2.3.10	The hardware certificate number of the device.
hw-serialNumber	1.3.6.1.4.1.10734.3.3.2.3.11	The hardware serial number of the device.

Notifications

The following notifications and SNMP traps send information to the management system about hardware status.

Table A-74 Hardware notification objects

Object	OID	Description
tptHardwareNotify	1.3.6.1.4.1.10734.3.3.3.0.7	Notification of changes in the device hardware state.
tptHardwareNotifyDeviceID	1.3.6.1.4.1.10734.3.3.3.1.1	The unique identifier of the device sending this notification.
tptHardwareNotifySlot	1.3.6.1.4.1.10734.3.3.3.1.2	The slot with the state change that triggered the notification. <ul style="list-style-type: none">• 11: Slot 1• 12: Slot 2• 13: Slot 3• 14: Slot 4
tptHardwareNotifyPort	1.3.6.1.4.1.10734.3.3.3.1.3	The port with the state change that triggered the notification.
tptHardwareNotifyMeType	1.3.6.1.4.1.10734.3.3.3.1.4	The type of hardware that triggered the notification.
tptHardwareNotifyCfgType	1.3.6.1.4.1.10734.3.3.3.1.5	The configuration of the hardware that triggered the notification.

Table A-74 Hardware notification objects

Object	OID	Description
tptHardwareNotifyHIState	1.3.6.1.4.1.10734.3.3.3.1.6	The high-level hardware state: <ul style="list-style-type: none"> • 0: out of service • 1: initializing • 2: active • 3: standby • 4: diagnostic • 5: loopback • 6: active-FAF • 7: standby-FAF • 8: active - degraded • 9: standby - degraded
tptHardwareNotifyHIStateQual	1.3.6.1.4.1.10734.3.3.3.1.7	Additional information about the high-level state.

Ports

The following objects provide information about the physical port hardware.

Slot Type

The use of “slot” in this MIB refers to managed hardware elements, not just the slots in which modules are inserted. Several types are used, but the following types are most common:

- 0: unequipped
- 1: chassis
- 2: backplane
- 3: controller
- 4: network interface
- 8: GigE port
- 17: power supply
- 19: fan
- 21: power entry module
- 23: 10GigE port
- 24: 40GigE port

Refer to the TPT-TPA-HARDWARE MIB file for a full list.

Table A-75 Port objects

Object	OID	Description
hw-slotTable	1.3.6.1.4.1.10734.3.3.2.3.1	Table of slots on the device.
hw-slotEntry	1.3.6.1.4.1.10734.3.3.2.3.1.1	An entry in the slot/port table.
slotNumber	1.3.6.1.4.1.10734.3.3.2.3.1.1.1	Slot number.
slotPort	1.3.6.1.4.1.10734.3.3.2.3.1.1.2	Port number.
slotType	1.3.6.1.4.1.10734.3.3.2.3.1.1.3	Type of managed hardware element. See “Slot Type” on page 56.

Table A-75 Port objects

Object	OID	Description
slotInterface	1.3.6.1.4.1.10734.3.3.2.3.1.1.15	The entry in the IF-MIB interface table that corresponds to this port.
slotLineType	1.3.6.1.4.1.10734.3.3.2.3.1.1.16	The line type of the port. <ul style="list-style-type: none"> 0: undefined 21: copper 22: optical 23: copper-sfp
slotDuplexState	1.3.6.1.4.1.10734.3.3.2.3.1.1.17	The current port duplex state. <ul style="list-style-type: none"> 0: unknown 1: half 2: full
slotPhysical	1.3.6.1.4.1.10734.3.3.2.3.1.1.18	Physical port number.
slotSfpQualifier1	1.3.6.1.4.1.10734.3.3.2.3.1.1.19	Type of the SFP transceiver.
slotSfpQualifier2	1.3.6.1.4.1.10734.3.3.2.3.1.1.20	Type of the SFP transceiver. Value indicates the second speed if it is supported for dual-speed transceiver.

Chassis

The following objects provide information about the chassis.

Table A-76 Chassis data objects

Object	OID	Description
hw-chasTable	1.3.6.1.4.1.10734.3.3.2.3.2	Table of chassis data for the device. Represented as a table with one row.
hw-chasEntry	1.3.6.1.4.1.10734.3.3.2.3.2.1	An entry in the chassis table.
chasNumber	1.3.6.1.4.1.10734.3.3.2.3.2.1.1	The number for this entry in the chassis table. This number is always 0 (zero).
chasType	1.3.6.1.4.1.10734.3.3.2.3.2.1.3	Type of hardware element: <ul style="list-style-type: none"> 0: unequipped 1: chassis
chasCfgType	1.3.6.1.4.1.10734.3.3.2.3.2.1.4	The chassis configuration: <ul style="list-style-type: none"> 0: unconfigured 1: simplex 2: duplex 3: load share 4: autonomous

Table A-76 Chassis data objects

Object	OID	Description
chasRunState	1.3.6.1.4.1.10734.3.3.2.3.2.1.5	The high-level hardware state of the chassis: <ul style="list-style-type: none"> • 0: out of service • 1: initializing • 2: active • 3: standby • 4: diagnostic • 5: loopback • 6: active-FAF • 7: standby-FAF • 8: active - degraded • 9: standby - degraded
chasQualifier1	1.3.6.1.4.1.10734.3.3.2.3.2.1.6	Further qualification/detail on the high-level hardware state. <ul style="list-style-type: none"> • 1: degraded • 13: yellow alarm • 14: red alarm • 25: high temperature alarm
chasQualifier2	1.3.6.1.4.1.10734.3.3.2.3.2.1.7	
chasQualifier3	1.3.6.1.4.1.10734.3.3.2.3.2.1.8	
chasQualifier4	1.3.6.1.4.1.10734.3.3.2.3.2.1.9	
chasStartTime	1.3.6.1.4.1.10734.3.3.2.3.2.1.10	The time at which the chassis was powered up.
chasVendorID	1.3.6.1.4.1.10734.3.3.2.3.2.1.11	The identifying number of the chassis vendor.
chasDeviceID	1.3.6.1.4.1.10734.3.3.2.3.2.1.12	An identifying number specific to the chassis.
chasProductID	1.3.6.1.4.1.10734.3.3.2.3.2.1.13	Version and other inventory information.
chasFPGAVersion	1.3.6.1.4.1.10734.3.3.2.3.2.1.14	The version of the TippingPoint FPGA chip on the chassis.

Fans

The following objects provide information about the fan hardware. For fan health, see “[Fans](#)” on page 14.

Table A-77 Fan objects

Object	OID	Description
hw-fanTable	1.3.6.1.4.1.10734.3.3.2.3.3	Table of fan data for the device. Represented as a table with one row.
hw-fanEntry	1.3.6.1.4.1.10734.3.3.2.3.3.1	An entry in the fan table.
fanSubunit	1.3.6.1.4.1.10734.3.3.2.3.3.1.1	The number for this entry in the fan table. The controller is always 0 (zero).

Table A-77 Fan objects

Object	OID	Description
fanType	1.3.6.1.4.1.10734.3.3.2.3.3.1.3	Type of hardware element: <ul style="list-style-type: none"> • 0: unequipped • 19: fan controller • 20: fan subunit
fanCfgType	1.3.6.1.4.1.10734.3.3.2.3.3.1.4	The fan configuration: <ul style="list-style-type: none"> • 0: unconfigured • 1: simplex • 2: duplex • 3: load share • 4: autonomous
fanRunState	1.3.6.1.4.1.10734.3.3.2.3.3.1.5	The high-level hardware state of the fan: <ul style="list-style-type: none"> • 0: out of service • 1: initializing • 2: active • 3: standby • 4: diagnostic • 5: loopback • 6: active-FAF • 7: standby-FAF • 8: active - degraded • 9: standby - degraded
fanQualifier1	1.3.6.1.4.1.10734.3.3.2.3.3.1.6	Further qualification/detail on the high-level hardware state. <ul style="list-style-type: none"> • 1: degraded • 13: yellow alarm • 14: red alarm
fanQualifier2	1.3.6.1.4.1.10734.3.3.2.3.3.1.7	
fanQualifier3	1.3.6.1.4.1.10734.3.3.2.3.3.1.8	
fanQualifier4	1.3.6.1.4.1.10734.3.3.2.3.3.1.9	
fanStartTime	1.3.6.1.4.1.10734.3.3.2.3.3.1.10	The time at which the fan was powered up.
fanVendorID	1.3.6.1.4.1.10734.3.3.2.3.3.1.11	The identifying number of the fan vendor.
fanDeviceID	1.3.6.1.4.1.10734.3.3.2.3.3.1.12	An identifying number specific to the fan.
fanProductID	1.3.6.1.4.1.10734.3.3.2.3.3.1.13	Versions and other inventory information.
fanFPGAVersion	1.3.6.1.4.1.10734.3.3.2.3.3.1.14	The version of the TippingPoint FPGA chip on the fan.

Power Supply

The following objects provide information about the power supply hardware.

Table A-78 Power supply objects

Object	OID	Description
hw-psTable	1.3.6.1.4.1.10734.3.3.2.3.4	Table of power supply data for the device. Represented as a table with one row.
hw-psEntry	1.3.6.1.4.1.10734.3.3.2.3.4.1	An entry in the power supply table.
psSubunit	1.3.6.1.4.1.10734.3.3.2.3.4.1.1	The number for this entry in the power supply table. This number is always 0 (zero).
psType	1.3.6.1.4.1.10734.3.3.2.3.4.1.3	Type of hardware element: 0: unequipped 17: power supply 18: power supply sub-unit
psCfgType	1.3.6.1.4.1.10734.3.3.2.3.4.1.4	The power supply configuration: <ul style="list-style-type: none"> • 0: unconfigured • 1: simplex • 2: duplex • 3: load share • 4: autonomous
psRunState	1.3.6.1.4.1.10734.3.3.2.3.4.1.5	The high-level hardware state of the power supply: <ul style="list-style-type: none"> • 0: out of service • 1: initializing • 2: active • 3: standby • 4: diagnostic • 5: loopback • 6: active-FAF • 7: standby-FAF • 8: active - degraded • 9: standby - degraded
psQualifier1	1.3.6.1.4.1.10734.3.3.2.3.4.1.6	Further qualification/detail on the high-level hardware state. <ul style="list-style-type: none"> • 1: degraded • 13: yellow alarm • 14: red alarm
psQualifier2	1.3.6.1.4.1.10734.3.3.2.3.4.1.7	
psQualifier3	1.3.6.1.4.1.10734.3.3.2.3.4.1.8	
psQualifier4	1.3.6.1.4.1.10734.3.3.2.3.4.1.9	
psStartTime	1.3.6.1.4.1.10734.3.3.2.3.4.1.10	The time at which the power supply was powered up.
psVendorID	1.3.6.1.4.1.10734.3.3.2.3.4.1.11	The identifying number of the power supply vendor.

Table A-78 Power supply objects

Object	OID	Description
psDeviceID	1.3.6.1.4.1.10734.3.3.2.3.4.1.12	An identifying number specific to the power supply.
psProductID	1.3.6.1.4.1.10734.3.3.2.3.4.1.13	Versions and other inventory information.
psFPGAVersion	1.3.6.1.4.1.10734.3.3.2.3.4.1.14	The version of the TippingPoint FPGA chip on the power supply.

Power Entry Modules

The following objects provide information about power entry modules.

Table A-79 Power entry objects

Object	OID	Description
hw-pemTable	1.3.6.1.4.1.10734.3.3.2.3.5	Table of power entry module data for the device. Represented as a table with one row.
hw-pemEntry	1.3.6.1.4.1.10734.3.3.2.3.5.1	An entry in the power entry module table.
pemSubunit	1.3.6.1.4.1.10734.3.3.2.3.5.1.1	The number for this entry in the power entry module table. This number is always 0 (zero).
pemType	1.3.6.1.4.1.10734.3.3.2.3.5.1.3	Type of hardware element: 0: unequipped 21: power entry module
pemCfgType	1.3.6.1.4.1.10734.3.3.2.3.5.1.4	The power entry module configuration: <ul style="list-style-type: none"> • 0: unconfigured • 1: simplex • 2: duplex • 3: load share • 4: autonomous
pemRunState	1.3.6.1.4.1.10734.3.3.2.3.5.1.5	The high-level hardware state of the power entry module: <ul style="list-style-type: none"> • 0: out of service • 1: initializing • 2: active • 3: standby • 4: diagnostic • 5: loopback • 6: active-FAF • 7: standby-FAF • 8: active - degraded • 9: standby - degraded

Table A-79 Power entry objects

Object	OID	Description
pemQualifier1	1.3.6.1.4.1.10734.3.3.2.3.5.1.6	Further qualification/detail on the high-level hardware state. <ul style="list-style-type: none"> • 1: degraded • 13: yellow alarm • 14: red alarm
pemQualifier2	1.3.6.1.4.1.10734.3.3.2.3.5.1.7	
pemQualifier3	1.3.6.1.4.1.10734.3.3.2.3.5.1.8	
pemQualifier4	1.3.6.1.4.1.10734.3.3.2.3.5.1.9	
pemStartTime	1.3.6.1.4.1.10734.3.3.2.3.5.1.10	The time at which the power entry module was powered up.
pemVendorID	1.3.6.1.4.1.10734.3.3.2.3.5.1.11	The identifying number of the power entry module vendor.
pemDeviceID	1.3.6.1.4.1.10734.3.3.2.3.5.1.12	An identifying number specific to the power entry module.
pemProductID	1.3.6.1.4.1.10734.3.3.2.3.5.1.13	Versions and other inventory information.
pemFPGAVersion	1.3.6.1.4.1.10734.3.3.2.3.5.1.14	The version of the TippingPoint FPGA chip on the power entry module.

TPT-TPAMIBS

Defines the MIB sub-trees.

Table A-80 TPA top-level MIBs

Object	OID	Description
tpt-tpa-conf	1.3.6.1.4.1.10734.3.3.1	Conformance objects sub-tree.
tpt-tpa-objs	1.3.6.1.4.1.10734.3.3.2	Managed objects sub-tree.
tpt-tpa-events	1.3.6.1.4.1.10734.3.3.3	Events sub-tree that includes all payload variables needed for notifications.

Table A-81 Conformance top-level MIBs

Object	OID	Description
tpt-tpa-groups	1.3.6.1.4.1.10734.3.3.1.1	Groups sub-tree.
tpt-tpa-compls	1.3.6.1.4.1.10734.3.3.1.2	Compliance MIBs sub-tree.

Table A-82 Notification top-level MIBs


Object	OID	Description
tpt-tpa-eventsV2	1.3.6.1.4.1.10734.3.3.3.0	Notification MIBs sub-tree.
tpt-tpa-unkparams	1.3.6.1.4.1.10734.3.3.3.1	Sub-tree for all MIB variables sent as part of a notification payload.

Table A-83 Model Numbers

Object	OID	Description
tpt-tpa-family	1.3.6.1.4.1.10734.1.3	Common grouping for TippingPoint network security devices.
tpt-model-10	1.3.6.1.4.1.10734.1.3.11	Registration for the TippingPoint 10.
tpt-model-660N	1.3.6.1.4.1.10734.1.3.27	Registration for the TippingPoint 660N.
tpt-model-1400N	1.3.6.1.4.1.10734.1.3.28	Registration for the TippingPoint 1400N.
tpt-model-2500N	1.3.6.1.4.1.10734.1.3.29	Registration for the TippingPoint 2500N.
tpt-model-5100N	1.3.6.1.4.1.10734.1.3.30	Registration for the TippingPoint 5100N.
tpt-model-110	1.3.6.1.4.1.10734.1.3.31	Registration for the TippingPoint 110.
tpt-model-330	1.3.6.1.4.1.10734.1.3.32	Registration for the TippingPoint 330.
tpt-model-6100N	1.3.6.1.4.1.10734.1.3.34	Registration for the TippingPoint 6100N.
tpt-model-7100NX	1.3.6.1.4.1.10734.1.3.35	Registration for the TippingPoint 7100NX.
tpt-model-5200NX	1.3.6.1.4.1.10734.1.3.36	Registration for the TippingPoint 5200NX.
tpt-model-2600NX	1.3.6.1.4.1.10734.1.3.44	Registration for the TippingPoint 2600NX.
tpt-model-6200NX	1.3.6.1.4.1.10734.1.3.45	Registration for the TippingPoint 6200NX.
tpt-model-7500NX	1.3.6.1.4.1.10734.1.3.46	Registration for the TippingPoint 7500NX.

TPT-TRAFFIC

The TPT-TRAFFIC MIB defines traffic rate-limiting information.

 **NOTE:** The MIB file includes traffic threshold information. This feature is not currently supported in the TippingPoint N-Platform.

Notifications

The following notifications send information to the management system when traffic thresholds are crossed and logged.

Table A-84 Temperature objects

Object	OID	Description
tptThresholdNotifyDeviceID	1.3.6.1.4.1.10734.3.3.3.1.111	The unique identifier of the device sending the threshold notification.
tptThresholdNotifyPolicyID	1.3.6.1.4.1.10734.3.3.3.1.112	The unique identifier of the policy that initiates the notification.
tptThresholdNotifySignatureID	1.3.6.1.4.1.10734.3.3.3.1.113	The unique identifier of the signature associated with the policy.
tptThresholdNotifySegmentName	1.3.6.1.4.1.10734.3.3.3.1.114	The segment to which the notification refers.
tptThresholdNotifyZonePair	1.3.6.1.4.1.10734.3.3.3.1.115	The virtual segment to which the notification refers.
tptThresholdFilterNotify	1.3.6.1.4.1.10734.3.3.3.0.17	Informs the management station that a traffic threshold filter has been crossed and the crossing logged.

Rate Limiter

The following objects provide rate-limit statistics.

Table A-85 Rate Limiter objects

Object	OID	Description
ratelimitTable	1.3.6.1.4.1.10734.3.3.2.8.1	A table providing data about a rate-limit action set.
ratelimitEntry	1.3.6.1.4.1.10734.3.3.2.8.1.1	An entry in the rate-limit table. Rows cannot be added or deleted.
ratelimitGlobalID	1.3.6.1.4.1.10734.3.3.2.8.1.1.1	The global ID of a rate-limit action set.
ratelimitRequestedRate	1.3.6.1.4.1.10734.3.3.2.8.1.1.2	The bit rate in Kbps defined by the action set creator.
ratelimitActualRate	1.3.6.1.4.1.10734.3.3.2.8.1.1.3	The bit rate in Kbps defined at the hardware level.
ratelimitPacketsSent	1.3.6.1.4.1.10734.3.3.2.8.1.1.4	The number of packets sent via this action set since the table was last cleared.

Table A-85 Rate Limiter objects

Object	OID	Description
rateLimitPacketsDropped	1.3.6.1.4.1.10734.3.3.2.8.1.1.5	The number of packets dropped by this action set since the table was last cleared.
rateLimitPacketsQueued	1.3.6.1.4.1.10734.3.3.2.8.1.1.6	The number of packets queued and ready to be sent via this action set.
rateLimitHistNumSeconds	1.3.6.1.4.1.10734.3.3.2.8.1.1.7	The number of seconds of valid historical sample data available.
rateLimitHistNumMinutes	1.3.6.1.4.1.10734.3.3.2.8.1.1.8	The number of minutes of valid historical sample data available.
rateLimitHistNumHours	1.3.6.1.4.1.10734.3.3.2.8.1.1.9	The number of hours of valid historical sample data available.
rateLimitHistSecondsTable	1.3.6.1.4.1.10734.3.3.2.8.2	Historical sample data as recorded every second for a minute.
rateLimitHistSecondsEntry	1.3.6.1.4.1.10734.3.3.2.8.2.1	An entry in the rate-limit history seconds table.
rateLimitHistSecondsGlobalID	1.3.6.1.4.1.10734.3.3.2.8.2.1.1	The global ID of a rate-limit action set.
rateLimitHistSecondsIndex	1.3.6.1.4.1.10734.3.3.2.8.2.1.2	The index (0–59) of a second.
rateLimitHistSecondsBytesSent	1.3.6.1.4.1.10734.3.3.2.8.2.1.3	The number of bytes sent in the specified second.
rateLimitHistSecondsTimestamp	1.3.6.1.4.1.10734.3.3.2.8.2.1.4	The time that this statistic was updated, measured in seconds since January 1, 1970.
rateLimitHistMinutesTable	1.3.6.1.4.1.10734.3.3.2.8.3	Historical sample data as recorded every minute for an hour.
rateLimitHistMinutesEntry	1.3.6.1.4.1.10734.3.3.2.8.3.1	An entry in the rate-limit history minutes table.
rateLimitHistMinutesGlobalID	1.3.6.1.4.1.10734.3.3.2.8.3.1.1	The global ID of a rate-limit action set.
rateLimitHistMinutesIndex	1.3.6.1.4.1.10734.3.3.2.8.3.1.2	The index (0–59) of a minute.
rateLimitHistMinutesBytesSent	1.3.6.1.4.1.10734.3.3.2.8.3.1.3	The number of bytes sent in the specified minute.
rateLimitHistMinutesTimestamp	1.3.6.1.4.1.10734.3.3.2.8.3.1.4	The time that this statistic was updated, measured in seconds since January 1, 1970.
rateLimitHistHoursTable	1.3.6.1.4.1.10734.3.3.2.8.4	Historical sample data as recorded every hour for a day.
rateLimitHistHoursEntry	1.3.6.1.4.1.10734.3.3.2.8.4.1	An entry in the rate-limit history hours table.
rateLimitHistHoursGlobalID	1.3.6.1.4.1.10734.3.3.2.8.4.1.1	The global ID of a rate limit action set.

Table A-85 Rate Limiter objects

Object	OID	Description
rateLimitHistHoursIndex	1.3.6.1.4.1.10734.3.3.2.8.4.1.2	The index (0–23) of an hour.
rateLimitHistHoursBytesSent	1.3.6.1.4.1.10734.3.3.2.8.4.1.3	The number of bytes sent in the specified hour.
rateLimitHistHoursTimestamp	1.3.6.1.4.1.10734.3.3.2.8.4.1.4	The time that this statistic was updated, measured in seconds since January 1, 1970.

Traffic Threshold

The following objects provide traffic threshold statistics.

Table A-86 Traffic threshold objects

Object	OID	Description
thresholdTable	1.3.6.1.4.1.10734.3.3.2.8.9	A table providing data about a traffic threshold filter.
thresholdEntry	1.3.6.1.4.1.10734.3.3.2.8.9.1	An entry in the traffic threshold filter list. Rows cannot be added or deleted.
thresholdGlobalID	1.3.6.1.4.1.10734.3.3.2.8.9.1.1	The global identifier of a traffic threshold filter.
thresholdState	1.3.6.1.4.1.10734.3.3.2.8.9.1.2	The state of this filter: <ul style="list-style-type: none"> • Green: operating normally • Yellow: warning • Red: critical
thresholdUnits	1.3.6.1.4.1.10734.3.3.2.8.9.1.3	The units monitored by this threshold filter, such as packets per second.
thresholdHistSecondsTable	1.3.6.1.4.1.10734.3.3.2.8.5	Historical sample data as recorded every second for a minute.
thresholdHistSecondsEntry	1.3.6.1.4.1.10734.3.3.2.8.5.1	An entry in the traffic threshold history seconds table.
thresholdHistSecondsGlobalID	1.3.6.1.4.1.10734.3.3.2.8.5.1.1	The global ID of a traffic threshold filter.
thresholdHistSecondsIndex	1.3.6.1.4.1.10734.3.3.2.8.5.1.2	The index (0–59) of a second.
thresholdHistSecondsUnitCount	1.3.6.1.4.1.10734.3.3.2.8.5.1.3	The number of filter-specific units matching the traffic criteria for this filter in the specified second.
thresholdHistSecondsTimestamp	1.3.6.1.4.1.10734.3.3.2.8.5.1.4	The time that this statistic was updated, measured in seconds since January 1, 1970.
thresholdHistMinutesTable	1.3.6.1.4.1.10734.3.3.2.8.6	Historical sample data as recorded every minute for an hour.
thresholdHistMinutesEntry	1.3.6.1.4.1.10734.3.3.2.8.6.1	An entry in the traffic threshold history minutes table.

Table A-86 Traffic threshold objects

Object	OID	Description
thresholdHistMinutesGlobalID	1.3.6.1.4.1.10734.3.3.2.8.6.1.1	The global ID of a traffic threshold filter.
thresholdHistMinutesIndex	1.3.6.1.4.1.10734.3.3.2.8.6.1.2	The index (0–59) of a minute.
thresholdHistMinutesUnitCount	1.3.6.1.4.1.10734.3.3.2.8.6.1.3	The average of thresholdSecondsUnitCount values corresponding to this minute.
thresholdHistMinutesTimestamp	1.3.6.1.4.1.10734.3.3.2.8.6.1.4	The time that this statistic was updated, measured in seconds since January 1, 1970.
thresholdHistHoursTable	1.3.6.1.4.1.10734.3.3.2.8.7	Historical sample data as recorded every hour for a day.
thresholdHistHoursEntry	1.3.6.1.4.1.10734.3.3.2.8.7.1	An entry in the traffic threshold history hours table.
thresholdHistHoursGlobalID	1.3.6.1.4.1.10734.3.3.2.8.7.1.1	The global ID of a traffic threshold filter.
thresholdHistHoursIndex	1.3.6.1.4.1.10734.3.3.2.8.7.1.2	The index (0–23) of an hour.
thresholdHistHoursUnitCount	1.3.6.1.4.1.10734.3.3.2.8.7.1.3	The average of thresholdMinutesUnitCount values corresponding to this hour.
thresholdHistHoursTimestamp	1.3.6.1.4.1.10734.3.3.2.8.7.1.4	The time that this statistic was updated, measured in seconds since January 1, 1970.
thresholdHistDaysTable	1.3.6.1.4.1.10734.3.3.2.8.8	Historical sample data as recorded every hour for a day.
thresholdHistDaysEntry	1.3.6.1.4.1.10734.3.3.2.8.8.1	An entry in the traffic threshold history Days table.
thresholdHistDaysGlobalID	1.3.6.1.4.1.10734.3.3.2.8.8.1.1	The global ID of a traffic threshold filter.
thresholdHistDaysIndex	1.3.6.1.4.1.10734.3.3.2.8.8.1.2	The index (0–34) of the day.
thresholdHistDaysUnitCount	1.3.6.1.4.1.10734.3.3.2.8.8.1.3	The average of thresholdHoursUnitCount values corresponding to this day.
thresholdHistDaysTimestamp	1.3.6.1.4.1.10734.3.3.2.8.8.1.4	The time that this statistic was updated, measured in seconds since January 1, 1970.

Interface Traffic History

The following objects provide historical data about traffic across device interfaces.

Table A-87 Temperature objects

Object	OID	Description
interfaceHistSecondsTable	1.3.6.1.4.1.10734.3.3.2.8.10	Historical sample data as recorded every second for a minute.
interfaceHistSecondsEntry	1.3.6.1.4.1.10734.3.3.2.8.10.1	An entry in the interface history seconds table.
interfaceHistSecondsIfIndex	1.3.6.1.4.1.10734.3.3.2.8.10.1.1	The ifIndex of the interface.
interfaceHistSecondsIndex	1.3.6.1.4.1.10734.3.3.2.8.10.1.2	The index (0–59) of a second.
interfaceHistSecondsUnitCountIn	1.3.6.1.4.1.10734.3.3.2.8.10.1.3	The incoming traffic on the interface port in octets during the specified second.
interfaceHistSecondsUnitCountOut	1.3.6.1.4.1.10734.3.3.2.8.10.1.4	The outgoing traffic on the interface port in octets in the specified second.
interfaceHistSecondsTimestamp	1.3.6.1.4.1.10734.3.3.2.8.10.1.5	The time that this statistic was updated, measured in seconds since January 1, 1970.
interfaceHistMinutesTable	1.3.6.1.4.1.10734.3.3.2.8.11	Historical sample data as recorded every minute for an hour.
interfaceHistMinutesEntry	1.3.6.1.4.1.10734.3.3.2.8.11.1	An entry in the interface history minutes table.
interfaceHistMinutesIfIndex	1.3.6.1.4.1.10734.3.3.2.8.11.1.1	The ifIndex of the interface.
interfaceHistMinutesIndex	1.3.6.1.4.1.10734.3.3.2.8.11.1.2	The index (0–59) of a minute.
interfaceHistMinutesUnitCountIn	1.3.6.1.4.1.10734.3.3.2.8.11.1.3	The average of SecondsUnitCountIn values corresponding to this minute.
interfaceHistMinutesUnitCountOut	1.3.6.1.4.1.10734.3.3.2.8.11.1.4	The average of SecondsUnitCountOut values corresponding to this minute.
interfaceHistMinutesTimestamp	1.3.6.1.4.1.10734.3.3.2.8.11.1.5	The time that this statistic was updated, measured in seconds since January 1, 1970.
interfaceHistHoursTable	1.3.6.1.4.1.10734.3.3.2.8.12	Historical sample data as recorded every hour for a day.
interfaceHistHoursEntry	1.3.6.1.4.1.10734.3.3.2.8.12.1	An entry in the interface history hours table.
interfaceHistHoursIfIndex	1.3.6.1.4.1.10734.3.3.2.8.12.1.1	The ifIndex of the interface.
interfaceHistHoursIndex	1.3.6.1.4.1.10734.3.3.2.8.12.1.2	The index (0–23) of an hour.
interfaceHistHoursUnitCountIn	1.3.6.1.4.1.10734.3.3.2.8.12.1.3	The average of MinutesUnitCountIn values corresponding to this hour.

Table A-87 Temperature objects

Object	OID	Description
interfaceHistHoursUnitCountOut	1.3.6.1.4.1.10734.3.3.2.8.12.1.4	The average of MinutesUnitCountOut values corresponding to this hour.
interfaceHistHoursTimestamp	1.3.6.1.4.1.10734.3.3.2.8.12.1.5	The time that this statistic was updated, measured in seconds since January 1, 1970.
interfaceHistDaysTable	1.3.6.1.4.1.10734.3.3.2.8.13	Historical sample data as recorded every hour for a day.
interfaceHistDaysEntry	1.3.6.1.4.1.10734.3.3.2.8.13.1	An entry in the interface history Days table.
interfaceHistDaysIfIndex	1.3.6.1.4.1.10734.3.3.2.8.13.1.1	The ifIndex of the interface.
interfaceHistDaysIndex	1.3.6.1.4.1.10734.3.3.2.8.13.1.2	The index (0–34) of the day.
interfaceHistDaysUnitCountIn	1.3.6.1.4.1.10734.3.3.2.8.13.1.3	The average of HoursUnitCountIn values corresponding to this day.
interfaceHistDaysUnitCountOut	1.3.6.1.4.1.10734.3.3.2.8.13.1.4	The average of HoursUnitCountOut values corresponding to this day.
interfaceHistDaysTimestamp	1.3.6.1.4.1.10734.3.3.2.8.13.1.5	The time that this statistic was updated, measured in seconds since January 1, 1970.

TPT-TSE

Defines TSE settings, including adaptive filtering.

Adaptive Filter Configuration

The following table lists the top ten filters in the Adaptive Filter Configuration list.

Table A-88 Adaptive Filter Configuration objects

Object	OID	Description
topTenAdaptFilterTable	1.3.6.1.4.1.10734.3.3.2.7.1	Adaptive filter configuration top ten list.
topTenAdaptFilterEntry	1.3.6.1.4.1.10734.3.3.2.7.1.1	An entry in the adaptive filter configuration top ten list. Rows cannot be added or deleted.
topTenAdaptFilterRank	1.3.6.1.4.1.10734.3.3.2.7.1.1.1	The numerical ranking of a filter in the adaptive filter top ten list.
adaptFilterName	1.3.6.1.4.1.10734.3.3.2.7.1.1.2	The name of the filter.
adaptFilterUUID	1.3.6.1.4.1.10734.3.3.2.7.1.1.3	The global identifier of the filter.
adaptFilterSegment	1.3.6.1.4.1.10734.3.3.2.7.1.1.4	The segment to which the filter applies.
adaptFilterEnabledState	1.3.6.1.4.1.10734.3.3.2.7.1.1.5	The state of the filter.
adaptFilterAdaptCfgState	1.3.6.1.4.1.10734.3.3.2.7.1.1.6	Whether adaptive filter configuration is enabled for the filter.

Table A-88 Adaptive Filter Configuration objects

Object	OID	Description
adaptFilterSigID	1.3.6.1.4.1.10734.3.3.2.7.1.7	The global identifier of a signature.
adaptFilterProfile	1.3.6.1.4.1.10734.3.3.2.7.1.8	The name of the profile associated with the filter.

Connection Blocks Table

The following table lists all connection blocks.

Table A-89 Connection blocks table objects

Object	OID	Description
connectionBlockTable	1.3.6.1.4.1.10734.3.3.2.7.2	Table of connections that correspond to blocked streams.
connectionBlockEntry	1.3.6.1.4.1.10734.3.3.2.7.2.1	An entry in the connection block table. Rows cannot be added or deleted.
connectionBlockIndex	1.3.6.1.4.1.10734.3.3.2.7.2.1.1	The index number of the entry in the connection block table.
connectionBlockSrcAddr	1.3.6.1.4.1.10734.3.3.2.7.2.1.2	The source IPv4 address of a blocked connection.
connectionBlockSrcAddrV6	1.3.6.1.4.1.10734.3.3.2.7.2.1.9	The source IPv6 address of a blocked connection.
connectionBlockSrcPort	1.3.6.1.4.1.10734.3.3.2.7.2.1.3	The source port of a blocked connection.
connectionBlockDestAddr	1.3.6.1.4.1.10734.3.3.2.7.2.1.4	The destination IPv4 address of a blocked connection.
connectionBlockDestAddrV6	1.3.6.1.4.1.10734.3.3.2.7.2.1.10	The destination IPv6 address of a blocked connection.
connectionBlockDestPort	1.3.6.1.4.1.10734.3.3.2.7.2.1.5	The destination port of a blocked connection.
connectionBlockProtocol	1.3.6.1.4.1.10734.3.3.2.7.2.1.6	The transmission protocol of a blocked connection. <ul style="list-style-type: none"> • 1: ICMP • 2: UDP • 3: TCP • 4: other IP • 5: ARP • 6: other ETH • 7: ICMP v6 • 8: other IPV6
connectionBlockPort	1.3.6.1.4.1.10734.3.3.2.7.2.1.7	The segment on which the incoming data caused the connection to be blocked.

Table A-89 Connection blocks table objects

Object	OID	Description
connectionBlockReason	1.3.6.1.4.1.10734.3.3.2.7.2.1.8	The UUID of the signature that caused the block.
connectionBlockTotalCount	1.3.6.1.4.1.10734.3.3.2.7.3	The total number of connections corresponding to blocked streams. Only the first 50 are included in the connection block table.

Rate Limit Streams Table

The following table lists connections that have been rate-limited.

Table A-90 Rate limit streams table objects

Object	OID	Description
rateLimitStreamTable	1.3.6.1.4.1.10734.3.3.2.7.4	Table of connections that correspond to rate-limited streams.
rateLimitStreamEntry	1.3.6.1.4.1.10734.3.3.2.7.4.1	An entry in the rate-limited stream table. Rows cannot be added or deleted.
rateLimitStreamIndex	1.3.6.1.4.1.10734.3.3.2.7.4.1.1	The index number of the entry in the rate-limited stream table.
rateLimitStreamSrcAddr	1.3.6.1.4.1.10734.3.3.2.7.4.1.2	The source IPv4 address of a rate-limited stream.
rateLimitStreamSrcAddrV6	1.3.6.1.4.1.10734.3.3.2.7.4.1.9	The source IPv6 address of a rate-limited stream.
rateLimitStreamSrcPort	1.3.6.1.4.1.10734.3.3.2.7.4.1.3	The source port of a rate-limited stream.
rateLimitStreamDestAddr	1.3.6.1.4.1.10734.3.3.2.7.4.1.4	The destination IPv4 address of a rate-limited stream.
rateLimitStreamDestAddrV6	1.3.6.1.4.1.10734.3.3.2.7.4.1.10	The destination IPv6 address of a rate-limited stream.
rateLimitStreamDestPort	1.3.6.1.4.1.10734.3.3.2.7.4.1.5	The destination port of a rate-limited stream.
rateLimitStreamProtocol	1.3.6.1.4.1.10734.3.3.2.7.4.1.6	The protocol of a rate-limited stream. <ul style="list-style-type: none"> • 1: ICMP • 2: UDP • 3: TCP • 4: other IP • 5: ARP • 6: other ETH • 7: ICMP v6 • 8: other IPV6

Table A-90 Rate limit streams table objects

Object	OID	Description
rateLimitStreamPort	1.3.6.1.4.1.10734.3.3.2.7.4.1.7	The segment on which the incoming data caused the connection to be rate-limited.
rateLimitStreamReason	1.3.6.1.4.1.10734.3.3.2.7.4.1.8	The UUID of the signature that caused the rate-limit.
rateLimitStreamTotalCount	1.3.6.1.4.1.10734.3.3.2.7.5	The total number of connections corresponding to rate-limited streams. Only the first 50 are included in the rate limited stream table.

Connection Trusts Table

The following table lists trusted connections.

Table A-91 Connection Trusts table objects

Object	OID	Description
connectionTrustTable	1.3.6.1.4.1.10734.3.3.2.7.2	Table of connections that correspond to trusted streams.
connectionTrustEntry	1.3.6.1.4.1.10734.3.3.2.7.2.1	An entry in the connection trust table. Rows cannot be added or deleted.
connectionTrustIndex	1.3.6.1.4.1.10734.3.3.2.7.2.1.1	The index number of the entry in the connection trust table.
connectionTrustSrcAddr	1.3.6.1.4.1.10734.3.3.2.7.2.1.2	The source IPv4 address of a trusted connection.
connectionTrustSrcAddrV6	1.3.6.1.4.1.10734.3.3.2.7.2.1.9	The source IPv6 address of a trusted connection.
connectionTrustSrcPort	1.3.6.1.4.1.10734.3.3.2.7.2.1.3	The source port of a trusted connection.
connectionTrustDestAddr	1.3.6.1.4.1.10734.3.3.2.7.2.1.4	The destination IPv4 address of a trusted connection.
connectionTrustDestAddrV6	1.3.6.1.4.1.10734.3.3.2.7.2.1.10	The destination IPv6 address of a trusted connection.
connectionTrustDestPort	1.3.6.1.4.1.10734.3.3.2.7.2.1.5	The destination port of a trusted connection.
connectionTrustProtocol	1.3.6.1.4.1.10734.3.3.2.7.2.1.6	The protocol of a trusted connection. <ul style="list-style-type: none"> • 1: ICMP • 2: UDP • 3: TCP • 4: other IP • 5: ARP • 6: other ETH • 7: ICMP v6 • 8: other IPV6


Table A-91 Connection Trusts table objects

Object	OID	Description
connectionTrustPort	1.3.6.1.4.1.10734.3.3.2.7.2.1.7	The segment on which the incoming data caused the connection to be trusted.
connectionTrustReason	1.3.6.1.4.1.10734.3.3.2.7.2.1.8	The UUID of the signature that caused the trust.
connectionTrustTotalCount	1.3.6.1.4.1.10734.3.3.2.7.3	The total number of connections corresponding to trusted streams. Only the first 50 are included in the connection trust table.

Using HP OpenView with IPS MIBs

HP OpenView is a well-known commercial network management system. Much of this information can be transposed onto other network management systems.

This section focuses on adding enterprise MIB monitoring and reporting to HP OpenView. The examples in this section were created on HP OpenView 7.0.1 running on Windows XP Professional Service Pack 1.

 **NOTE:** To perform the procedures in this section, you must have installed HP OpenView. Refer to the OpenView documentation for more information about that product.

This section includes the following:

- "Loading TippingPoint Enterprise MIBs" on page 74
- "MIB Application Builder" on page 74
- "Discovering the IPS" on page 75
- "Creating Graphs with Application Builder" on page 75

Loading TippingPoint Enterprise MIBs

Before you begin, you must configure OpenView to understand the TippingPoint Enterprise MIBs.

1. In the OpenView Root Map, select the Options menu.
2. Select **Load/Unload MIBs: SNMP**.
3. Load TIPPINGPOINT-REG-MIB.
4. Load the remaining TPT MIBs in any order. OpenView might prompt you when loading the MIBs to add a macro definition. This is normal behavior, and you should accept the MIB.

MIB Application Builder

OpenView includes a tool called MIB Application Builder that allows you to build custom applications that retrieve data using SNMP and to retrieve any information stored in a MIB.

1. Select **Options => MIB Application Builder: SNMP**.
The **MIB Application Builder: SNMP** dialog box displays.
2. Select **Edit => New item**.
The application prompts you with three fields: Application ID, Application Type and Application Title.
 - a. Enter 111 for the **Application ID**.
 - b. Leave the **Application Type** as **Form**.
 - c. Enter an **Application Title**.
3. Select the MIB Objects that have the information that you want to view.
4. Click **Next**.
The **MIB Application Builder / Add MIB Objects** screen displays.
5. In the navigation tree, locate **iso.org.dod.internet.private.enterprises**. You are now at the start of the IPS MIBs.
6. In the tree, select the variables that you want to monitor and click **Add**. Click **Close** to return to the previous screen.
7. Depending on how you added the objects, you might need to reorder them. You can reorder the variables by using the Up and Down arrows in the **New MIB Application - Display Fields** form.
8. Click **Next** to continue to the **New MIB Application - NMN Integration** dialog screen.
9. Enter `TippingPoint` after **Configuration->**. The line should appear as **Configuration->TippingPoint** under **Menu Location**. This creates a menu item under the Configuration menu on the main screen.
10. You can select an object on the map. Select **Configuration** from the menu and retrieve the information you created if the device is a TippingPoint device.
11. Close the **MIB Application Builder** dialog box.

Discovering the IPS

By default, OpenView automatically discovers devices as they arrive on the network. This form of discovery can be a slow process and might not display devices for days (depending on the size of your network). To expedite that process, use the `loadhosts` command.

1. Open your text editor and create a file named `hosts`.
2. In the file, enter the IP address of your IPS and the hostname. This format is similar to the UNIX `/etc/hosts` file format. For example, you might enter the following information:

```
192.168.65.20nds10
```

3. Save the file and open a command shell.
4. Run the `loadhosts` command on the file. The command takes the network mask and the file as arguments. For example:

```
loadhosts -m 255.255.255.0 hosts
```

After you run the `loadhosts` command, the device is now discovered by OpenView. When you open the Internet icon on your OpenView map, a green square displays. This icon should be your device or devices. Select this icon and choose **Configuration** from the menu bar to view the device.

OpenView has a number of built-in applications that can retrieve data from standard MIBs. For example, when you open the IPS configuration, all of the Ethernet interfaces associated with that device are displayed. When you right-click on the interface and choose **Interface Properties**, information for that interface is displayed.

Creating Graphs with Application Builder

You can create an application to graph the data with the MIB Application Builder tool.

1. Select the Application Builder from the Options menu.
2. Open your existing applications and double-click to edit.
3. Change the **Application Type** from a **Form** to a **Graph**.
4. Set `10` as the **Poll Interval** and `abc` as the **Y-axis** label. You can change these settings to fit your needs.
5. To generate the graph for your device, select the IPS green square. Choose **TippingPoint** from the Configuration menu. A graph displays for the device. Allow the graph to run about 30 seconds to begin trending the data.

